



PLANNING GUIDE

System Solutions for Green Roofs and Landscaped Podium Decks

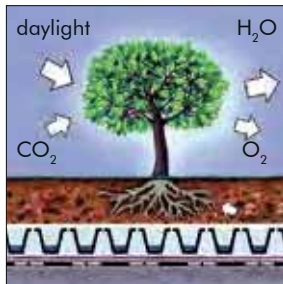
Life on Roofs



Why Have a Green Roof?

Beyond their attractive visual nature, Green Roofs offer many undisputable benefits, both ecological and economical, provided they are built with the right system.

Improve the Microclimate



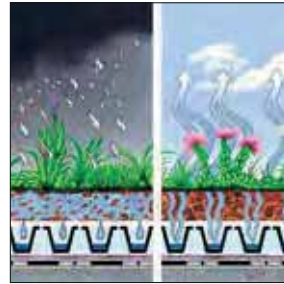
Green Roofs cool and humidify the surrounding air. Thus they contribute to improving the microclimate in urban centres. This cooling effect significantly increases the performance of air-conditioning systems, reducing carbon emissions.

Bind Dust and Toxic Particles



Green Roof vegetation helps to filter out dust and smog particles. Nitrates and other harmful materials are absorbed by the plants out of the air and rainfall and bound within the substrate.

Increase Rainwater Retention




A Green Roof can reduce water run-off by 50–90 %; any water flows from the roof with a delay. Outlets, pipes and drains can be reduced in capacity, thereby saving construction costs. Sewer costs can be reduced in some areas.

Improve Noise Protection



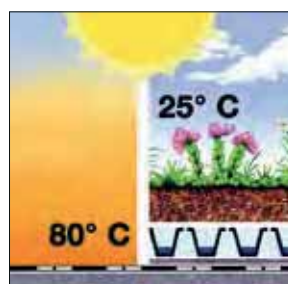
Planted areas are natural sound insulators and absorb more sound than hard surfaces. Green Roofs reduce reflective sound by up to 3 dB and improve sound insulation by up to 8 dB. This is very effective for buildings near airports, noisy nightclubs and factories.

Reduce Energy Costs



A Green Roof has the ability to buffer temperature extremes and improve the buildings energy performance.

Protect the Waterproofing



A Green Roof protects the waterproofing from climate extremes, UV exposure and mechanical damage. This greatly increases the life expectancy of the waterproofing and results in reduced maintenance and replacement costs.

Offer a Natural Habitat



Landscaped roofs compensate for green spaces, which are lost to building development. They provide natural habitats for wildlife and bring nature back into the cities.

Provide Additional Space



Green Roofs offer additional space for numerous uses. Whether you want a relaxing garden, a playground or a golf course, it all can be achieved as part of the existing footprint.

Contents



Introduction

	Page
Why have a Green Roof?	2
Types of Green Roofs	4
Replicating Nature on Roofs	5



Extensive Green Roofs

System Build-up "Sedum Carpet"	6
System Build-up "Rockery Type Plants"	8
System Build-up "Meadow Scents on 0°-Roofs"	10
System Build-up on Inverted Roofs	12
Biodiversity Roofs	14
System Build-up "Pitched Green Roofs"	16
System Build-up "Steep Pitched Green Roofs"	18



Intensive Green Roofs

System Build-up "Heather with Lavender"	20
System Build-up "Wildflower"	22
System Build-up "Roof Garden"	24
System Build-up "Roof Garden" with Aquatec® AT 45	26
System Build-up "Urban Rooftop Farming"	28



Combined System Solutions

System Build-up "SolarVert"	30
Safety Systems on Green Roofs	32
System Build-up "Stormwater Management Roof"	34
System Build-up "Walkways and Driveways on Podiums"	36
System Build-up "Driveways on Podiums"	38
System Build-up "Raised Paving and Decking"	40
Installation Details and Accessories	42



The continuing climate change and a trend towards urbanisation require new and intelligent solutions.

The ZinCo planning guide "Green Roof 4.0" offers detailed information on green roof systems specifically designed to face these new challenges.

Download at www.zinco-greenroof.co.uk

Types of Green Roofs



Extensive Green Roof

There are two basic types of Green Roofs with a number of variations.

Extensive Green Roofs are an ecological alternative to conventional surface protection or ballast layers such as gravel and pavers. They are lightweight and have a shallow build-up height.

Suitable plants include various sedum species, herbs and some grasses. They cope with the conditions on the roof (sun, wind, drought, etc.) by nature.

After establishment of the vegetation, the maintenance is limited to one or two inspections a year.

Extensive Green Roofs

- **minimal maintenance required**
 - 1–2 inspections per year
 - supply of water and nutrients mostly by natural processes
- **adapted plant communities**
 - undemanding, drought-tolerant
 - self-regenerating
- **little weight and shallow build-up height**
 - mainly mineral substrate with depth up to 120 mm
 - weight ca. 50–150 kg/m²
- ➔ **surface protection with ecological functions**

Intensive Green Roofs

- **regular maintenance required**
 - garden maintenance such as mowing, fertilizing, watering, weeding etc.
- **weight and build-up height depending on plant selection**
 - e. g. ornamental lawn, summer flowers, demanding shrubs, bushes and trees
 - substrate with higher amount of organic material, with depth > 150 mm
 - weight > 150 kg/m²
- ➔ **well kept Roof Garden**

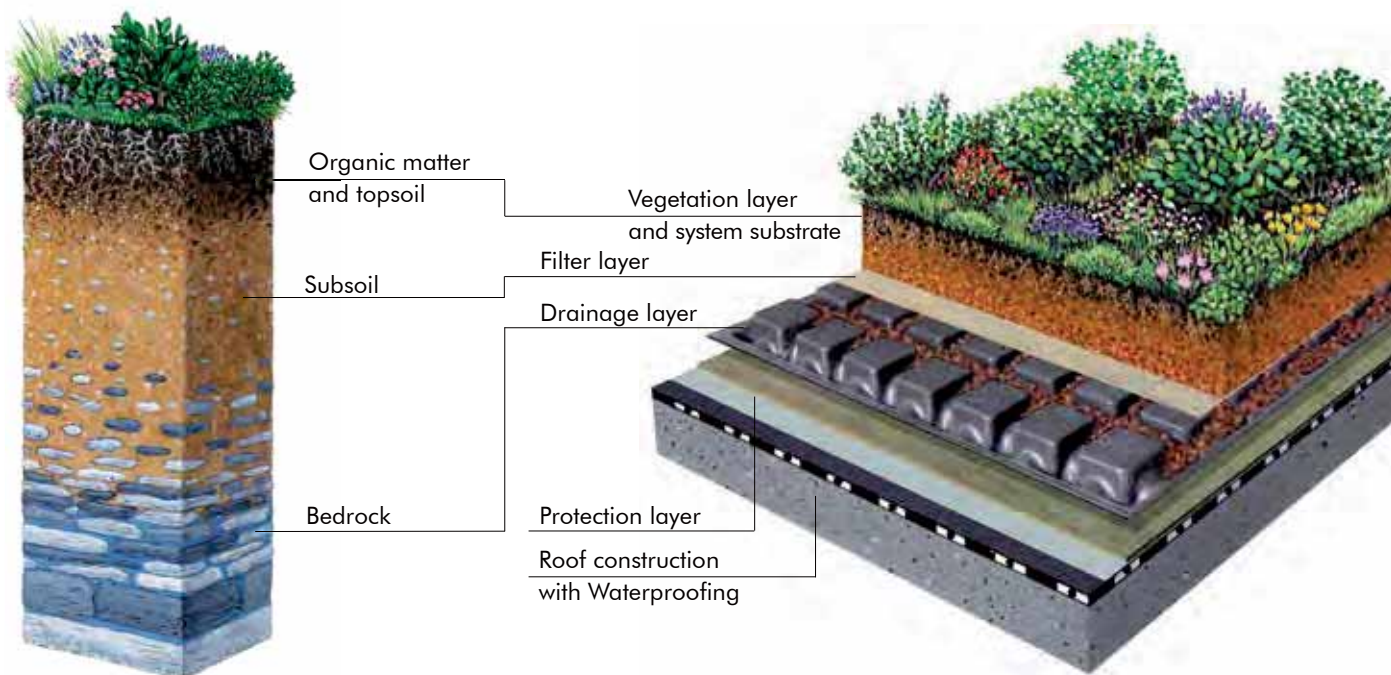


Intensive Green Roof

Intensive Green Roofs can most easily be compared to building a garden on a roof. They are usually multifunctional and accessible. They require more weight and a deeper system build-up. The maintenance is regular and depends on the landscape design and the chosen

plant material. Depending on the substrate depth, anything is possible from lawns, perennials, shrubs, trees including other landscape options such as ponds, pergolas and patios.

Replicating Nature on Roofs



The Challenge

When designing and installing a Green Roof it is important to provide a growing environment as close as possible to the plants' natural environment. The most important issue is to compensate for the lack of subsoil.

The answer is the ZinCo technology

ZinCo systems are able to retain the necessary quantities of water to support the plants, while draining off the excess. The required amount of water is determined by the plant type, the geographical region and the roof itself. Besides building the correct Green Roof system to support the plants, it is very

important to protect the waterproofing from both mechanical damage and attack from plant roots.

ZinCo systems provide a number of solutions to these problems. ZinCo Green Roof Systems have been designed to function naturally. The plants receive a stable environment without adversely affecting the waterproofing.



System Build-up "Sedum Carpet"



The "Sedum Carpet" is a standard build-up for extensive green roofs. It is a shallow and lightweight green roof type with an attractive "back-to-nature" appearance, that requires little maintenance. Floradrain® FD 25-E is the appropriate drainage and water storage element for this system. It has the necessary compressive strength, a low profile height, little weight and is walkable. Proven sedum species, in combination with the adapted system substrate and system build-up, guarantee a durable green roof.



System build-ups with
European Technical Assessment
Details at www.zinco-greenroof.co.uk

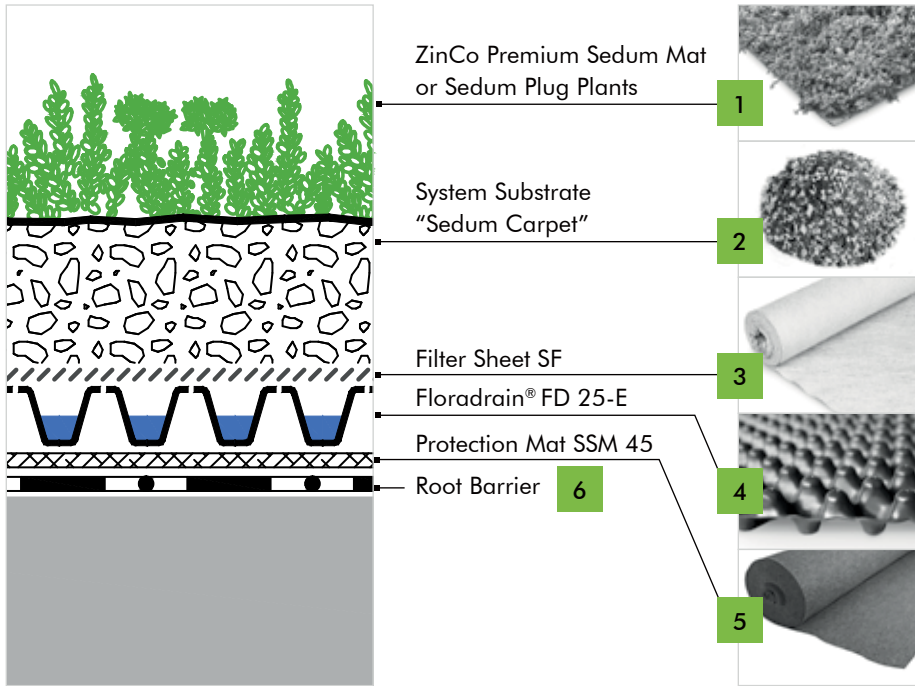
Features

- Ecological protection layer instead of gravel covering
- Requires minimum maintenance
- For roofs without severe ponding and with a slight slope of 8°



Design options

- Proven system build-up especially for roofs with low design demands
- Sedum species come in a great variety of different colours and shapes
- Planting with precultivated sedum mats or plug plants



Technical Data

Build-up height:	ca. 90 mm
Roof pitch:	up to 8°
Weight, saturated:	ca. 95 kg/m ²
Water storage capacity:	ca. 25 l/m ²



Q37 System Specifications:
[www.zinco-greenroof.co.uk/
system_specifications](http://www.zinco-greenroof.co.uk/system_specifications)



Installation Instructions:
[www.zinco-greenroof.co.uk/
installation_instructions](http://www.zinco-greenroof.co.uk/installation_instructions)

1 Vegetation: Precultivated Sedum Mats for immediate ground covering including a minimum of eight varieties of sedum in a wide range of colours. Alternatively, sedum plug plants for ground covering within ca. 1 year depending on the number and size of plug plants used.

2 System Substrate "Sedum Carpet": Special ZinCo blend of aggregates to provide a system substrate suitable for extensive green roofs in single- or multilayered construction. Available in Bulk Bags, 25 l bags and loose on lorry.

Water permeability mod. K: 60–400 mm/min

Water storage per 10 mm substrate height: ca. 3 l/m²

3 Filter Sheet SF

Item No.	Dimensions	Unit
2100	ca. 2.00 m × 100.00 m	200 m ² -roll
2102	ca. 1.00 m × 100.00 m	100 m ² -roll

Penetration force acc. to EN ISO 12236: ca. 1100 N

Flow rate (H50) acc. to EN ISO 11058: ca. 70 l/(m²·s) (± 0.017 m/s)

Notes on installation: Filter Sheet SF requires an overlap of at least 200 mm.

Item No.	Dimensions	Unit
Floradrain® FD 25-E	ca. 1.00 m × 2.00 m	2 m ² -board
Floradrain® FD 25-R (Roll)	ca. 1.00 m × 15.00 m	15 m ² -roll
Floradrain® FD 25-RV (Roll with filter sheet attached)	ca. 1.00 m × 15.00 m	15 m ² -roll

Water storage capacity: ca. 3 l/m²

Filling volume: ca. 10 l/m²

Max. compressive strength (without filling): ca. 270 kN/m²

5 Protection Mat SSM 45

Item No.	Dimensions	Unit
2045	ca. 2.00 m × 50.00 m	100 m ² -roll

Water storage capacity: ca. 5 l/m²

Penetration force acc. to EN ISO 12236: > 2000 N

Notes on installation: Protection Mat SSM 45 has to be installed with an overlap of min. 100 mm.

At the roof edge it has to be taken up at least to the finished surface.

6 Root Barrier: If the waterproofing is not root resistant, the Root Barrier WSF 40 is required as a bottom layer of the system build-up. If the system build-up is to be in compliance with the ETA standard, the Root Barrier WSB 100-PO must be used instead.

System Build-up "Rockery Type Plants"



Extensive green roofs call for plant communities that can easily deal with sun, wind and drought. The system build-up "Rockery Type Plants" leads to an extensive green roof with sophisticated design and individual character. The substrate has a minimum depth of 70 mm and vegetation consists of sedum species and various perennials which provide a long blooming period and set different accents throughout the vegetation period.



System build-ups with
European Technical Assessment
Details at www.zinco-greenroof.co.uk

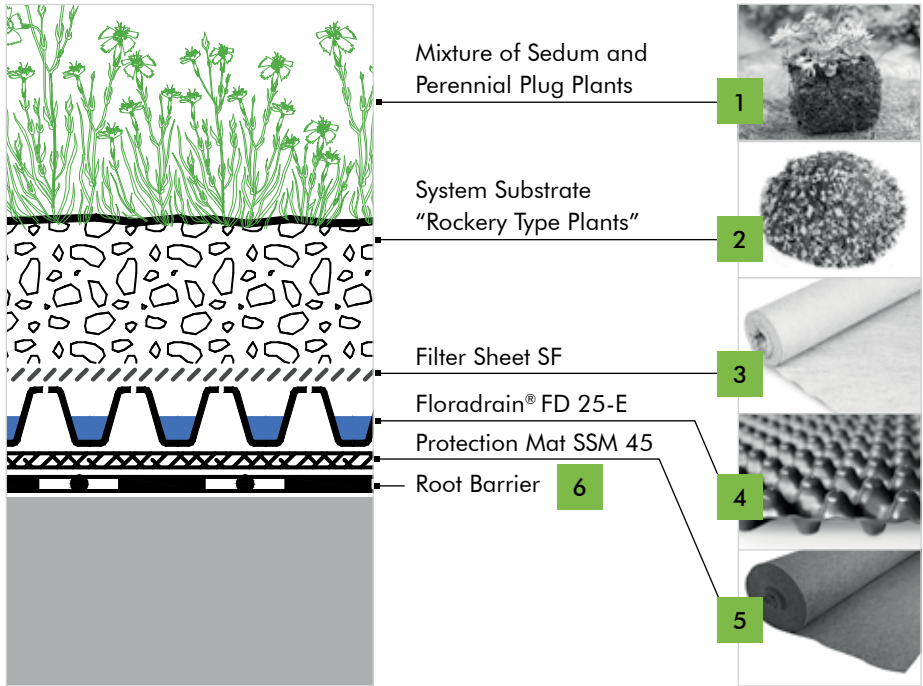
Features

- Extensive green roof build-up with a large plant diversity as an ecological protection layer
- Requires minimum maintenance
- For roofs without standing water and with a slight slope of up to 8°



Design options

- Plug planting combining sedum species with a variety of perennials
- Allows planting according to individual landscape designs
- Combinations with walkways and patios are possible
- ZinCo seed mixtures for attractive back-to-nature appearance available as an option



Technical Data

Build-up height:	ca. 100 mm
Roof pitch:	up to 8°
Weight, saturated:	ca. 110 kg/m ²
Water storage capacity:	ca. 36 l/m ²



Q37 System Specifications:
[www.zinco-greenroof.co.uk/
 system_specifications](http://www.zinco-greenroof.co.uk/system_specifications)



Installation Instructions:
[www.zinco-greenroof.co.uk/
 installation_instructions](http://www.zinco-greenroof.co.uk/installation_instructions)

1 Vegetation: Sedum species in combination with an individual selection of perennials according to ZinCo plant list "Rockery Type Plants". Vegetation is established with plug plants to allow for an individual character of the green roof and/or planting according to landscape drawings.

2 System Substrate "Rockery Type Plants": Special ZinCo blend of aggregates to provide a system substrate particularly suitable for extensive green roofs with plant species of the ZinCo plant selection "Rockery Type Plants". Also suitable for extensive green roofs with ZinCo seed mixtures. Available in Bulk Bags, 25 l bags and loose on lorry.

Water permeability mod. K: 0.6–70 mm/min
 Water storage per 10 mm substrate height: ca. 4 l/m²

3 Filter Sheet SF

Item No.	Dimensions	Unit
2100	ca. 2.00 m × 100.00 m	200 m ² -roll
2102	ca. 1.00 m × 100.00 m	100 m ² -roll

Penetration force acc. to EN ISO 12236: ca. 1100 N
 Flow rate (H50) acc. to EN ISO 11058: ca. 70 l/(m²·s) (± 0.07 m/s)

Notes on installation: Filter Sheet SF requires an overlap of at least 200 mm.

Item No.	Dimensions	Unit
Floradrain® FD 25-E	ca. 1.00 m × 2.00 m	2 m ² -board
Floradrain® FD 25-R (Roll)	ca. 1.00 m × 15.00 m	15 m ² -roll
Floradrain® FD 25-RV (Roll with filter sheet attached)	ca. 1.00 m × 15.00 m	15 m ² -roll

Water storage capacity: ca. 3 l/m²
 Filling volume: ca. 10 l/m²
 Max. compressive strength (without filling): ca. 270 kN/m²

5 Protection Mat SSM 45

Item No.	Dimensions	Unit
2045	ca. 2.00 m × 50.00 m	100 m ² -roll

Water storage capacity: ca. 5 l/m²
 Penetration force acc. to EN ISO 12236: > 2000 N

Notes on installation: Protection Mat SSM 45 has to be installed with an overlap of min. 100 mm. At the roof edge it has to be taken up at least to the finished surface.

6 Root Barrier: If the waterproofing is not root resistant, the Root Barrier WSF 40 is required as a bottom layer of the system build-up. If the system build-up is to be in compliance with the ETA standard, the Root Barrier WSB 100-PO must be used instead.

System Build-up "Meadow Scents" on 0°-Roofs



On 0°-roofs where deeper puddles might remain the standard extensive system build-up needs to be modified to avoid the danger of drowning the plants. By installing higher Floraset® elements (50 or 75 mm) the necessary distance to the water level is ensured. The green roof build-up will be somewhat higher but not heavier as these elements are made of extruded polystyrene hard foam and therefore have a negligible weight. The Protection Mat TSM 32 with its lower retention capacity is sufficient, as water from the puddles is made available to the plants.

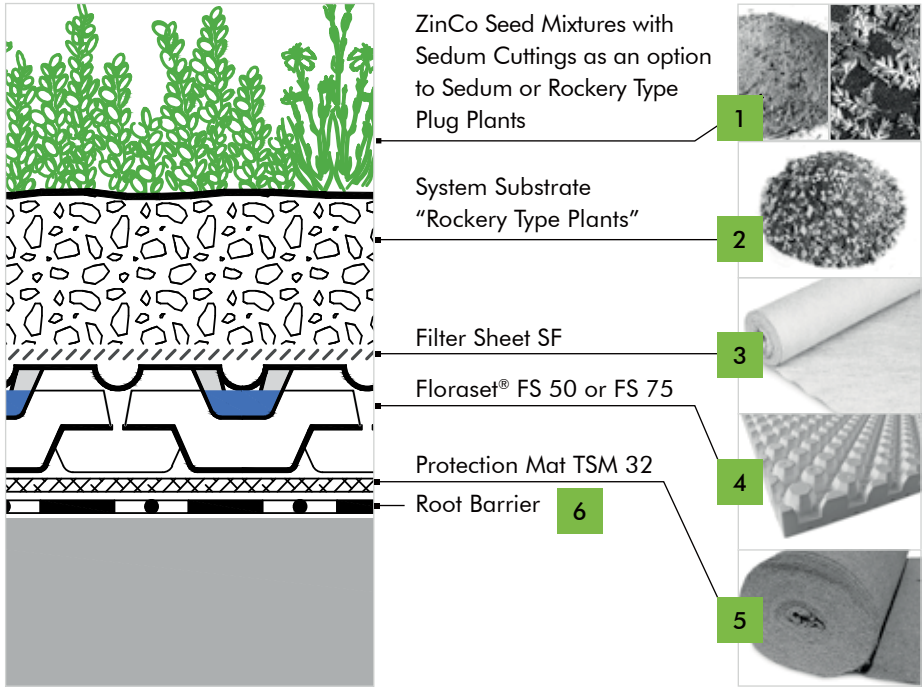
Features

- Suitable for 0° degree roofs with standing water
- Light-weight system build-up as Floraset® elements are made of expanded polystyrene
- Extensive green roof with low maintenance requirements



Design options

- Build-up can also be used for roofs up to 10° pitch
- Allows for different types of extensive greening such as "Sedum Carpet" or "Rockery Type Plants"
- ZinCo seed mixtures for drought resistant grasses combined with sedum cuttings for a back-to-nature appearance



Technical Data

Build-up height:	ca. 120 mm resp. 150 mm
Roof pitch:	0°
Weight, saturated:	ca. 105 kg/m ²
Water storage capacity:	ca. 33 l/m ²



Q37 System Specifications:
[www.zinco-greenroof.co.uk/
 system_specifications](http://www.zinco-greenroof.co.uk/system_specifications)



Installation Instructions:
[www.zinco-greenroof.co.uk/
 installation_instructions](http://www.zinco-greenroof.co.uk/installation_instructions)

1 Vegetation: Extensive green roof vegetation with sedum species ("Sedum Carpet") or with a combination of sedum species and perennials ("Rockery Type Plants"). As a planting option ZinCo seed mixtures are available to be combined with sedum cuttings to achieve a back-to-nature appearance with a great variety of sedum species and drought resistant grasses.

2 System Substrate "Rockery Type Plants": Special ZinCo blend of aggregates to provide a system substrate particularly suitable for extensive green roofs with ZinCo seed mixtures as well as extensive green roofs with sedum species in combination with perennials. Available in Bulk Bags, 25 l bags and loose on lorry.

Water permeability mod. K: 0.6–70 mm/min
 Water storage per 10 mm substrate height: ca. 4 l/m²

3 Filter Sheet SF

Item No.	Dimensions	Unit
2100	ca. 2.00 m × 100.00 m	200 m ² -roll
2102	ca. 1.00 m × 100.00 m	100 m ² -roll

Penetration force acc. to EN ISO 12236: ca. 1100 N

Flow rate (H50) acc. to EN ISO 11058: ca. 70 l/(m²·s) (± 0.07 m/s)

Notes on installation: Filter Sheet SF requires an overlap of at least 200 mm.

4 Floraset® FS 50 Floraset® FS 75

Item No.	Dimensions	Unit
3052	ca. 1.00 m × 1.00 m	1 m ² -board
3076	ca. 1.00 m × 1.00 m	1 m ² -board

Water storage capacity (large studs facing downwards): ca. 3 l/m² (FS 50 and FS 75)

Compressive strength at 10 % compression: ca. 45 kN/m² (FS 50) / ca. 55 kN/m² (FS 75)

5 Protection Mat TSM 32

Item No.	Dimensions	Unit
2032	ca. 2.00 m × 50.00 m	100 m ² -roll

Water storage capacity: ca. 3 l/m², lower water storage capacity is sufficient, as water from the puddles is made available to the plants.

Penetration force acc. to EN ISO 12236: > 2000 N

Notes on installation: Protection Mat TSM 32 has to be installed with an overlap of min. 100 mm.

At the roof edge it has to be taken up at least to the finished surface.

6 Root Barrier: If the waterproofing is not root resistant, the Root Barrier WSF 40 is required as a bottom layer of the system build-up. If the system build-up is to be in compliance with the ETA standard, the Root Barrier WSB 100-PO must be used instead.

System Build-up on Inverted Roofs



The characteristic of an inverted roof is that the insulation is above the waterproofing. The XPS insulation used on this type of roof is impervious to water, but not to water vapour. To avoid forming a vapour barrier above the XPS by placing a green roof build-up on top, the non-vapourpermeable standard protection mat must be replaced by the vapourpermeable separation membrane TGV 21 allowing for diffusion. A deeper substrate layer compensates for the water retention capacity of the missing protection mat and prevents wind uplift of the insulation boards.



*System build-ups with
European Technical Assessment
Details at www.zinco-greenroof.co.uk*

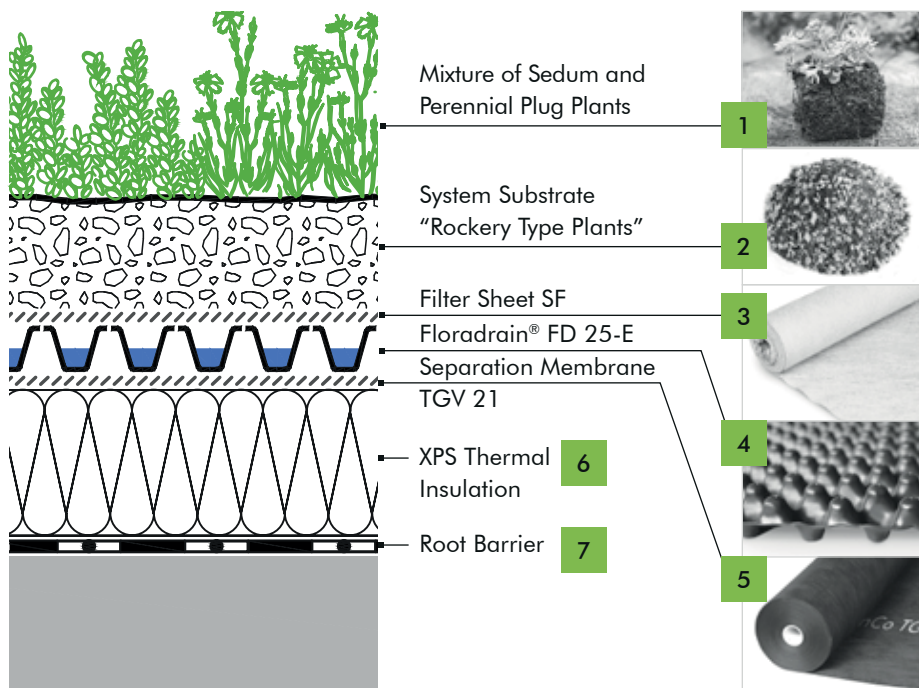
Features

- Extensive green roof build-up for inverted roofs allowing for diffusion and vaporisation
- Requires minimum maintenance
- For roofs without standing water and with a slight slope up to 8°



Design options

- Plug planting with sedum species in combination with a great variety of perennials. Allows for planting schemes with individual character
- Combinations with walkways and patios are possible



Technical Data

Build-up height:	ca. 110 mm
Roof pitch:	up to 8°
Weight, saturated:	ca. 120 kg/m ²
Water storage capacity:	ca. 36 l/m ²



Q37 System Specifications:
[www.zinco-greenroof.co.uk/
system_specifications](http://www.zinco-greenroof.co.uk/system_specifications)



Installation Instructions:
[www.zinco-greenroof.co.uk/
installation_instructions](http://www.zinco-greenroof.co.uk/installation_instructions)

1 Vegetation: Sedum species in combination with an individual selection of perennials according to ZinCo plant list "Rockery Type Plants". Vegetation is established with plug plants to allow for an individual character of the green roof and/or planting according to landscape drawings.

2 System Substrate "Rockery Type Plants": Special ZinCo blend of aggregates to provide a system substrate particularly suitable for extensive green roofs with plant species of the ZinCo plant selection "Rockery Type Plants". Available in Bulk Bags, 25 l bags and loose on lorry.

Water permeability mod. K: 0.6–70 mm/min
Water storage per 10 mm substrate height: ca. 4 l/m²

3 Filter Sheet SF

Item No.	Dimensions	Unit
2100	ca. 2.00 m × 100.00 m	200 m ² -roll
2102	ca. 1.00 m × 100.00 m	100 m ² -roll

Penetration force acc. to EN ISO 12236: ca. 1100 N
Flow rate (H50) acc. to EN ISO 11058: ca. 70 l/(m²·s) (± 0.07 m/s)

Notes on installation: Filter Sheet SF requires an overlap of at least 200 mm.

Item No.	Dimensions	Unit
Floradrain® FD 25-E	ca. 1.00 m × 2.00 m	2 m ² -board
Floradrain® FD 25-R (Roll)	ca. 1.00 m × 15.00 m	15 m ² -roll
Floradrain® FD 25-RV (Roll with filter sheet attached)	ca. 1.00 m × 15.00 m	15 m ² -roll

Water storage capacity: ca. 3 l/m²
Filling volume: ca. 10 l/m²
Max. compressive strength (without filling): ca. 270 kN/m²

Item No.	Dimensions	Unit
5 Separation Membrane TGV 21	ca. 1.60 m × 250.00 m	400 m ² -roll
	ca. 1.60 m × 50.00 m	80 m ² -roll

Effective opening width: Dw = 0.06 mm
Water vapour permeability of air layer thickness according to German Standard DIN 52 615: sd < 0.01 m

Notes on installation: Separation Membrane TGV 21 has to be installed with an overlap of min. 100 mm. At the roof edge it has to be taken up at least to the finished surface.

7 Root Barrier: If the waterproofing is not root resistant, the Root Barrier WSF 40 is required as a bottom layer of the system build-up. If the system build-up is to be in compliance with the ETA standard, the Root Barrier WSB 100-PO must be used instead.

Notes on installation: If a root barrier is required, it has to be placed below the XPS insulation directly onto the waterproofing.

Biodiversity Roofs

In areas where nature has been destroyed by construction works and the ground is sealed, green roofs can partially compensate for lost green areas and can provide replacement habitats for flora and fauna. Above all, natural, low-maintenance extensive green roofs are important refuges for flora and fauna.

Wild bees, butterflies and ground beetles find food and shelter there. However, the development of biodiversity depends to a great extent on how the habitats that are provided for the flora and fauna on a roof are structured. Pure sedum green roofs that are frequently installed in conjunction with very shallow

substrate depths are not suitable for exploiting this potential. Indeed, the biotope function of greened roof areas can be specifically fostered with very little work using various design features and applying basic biodiversity principles during the planning and implementation stages.

Biodiversity module



<p>Modulating the substrate surface</p>	<p>Introducing deadwood</p>	<p>Temporary water bodies</p>	<p>Sand pockets and coarse gravel beds</p>	<p>Plant selection, e.g. forage plants</p>	<p>Nesting aids</p>
<p>Varying the substrate depth creates different habitats that will extend the range of species available in the planting areas.</p>	<p>Dead branches and tree trunks are a particularly valuable structural element. Deadwood is used as a habitat by moss, lichens, fungi, beetles, flies, midges, ants and wild bees, among others.</p>	<p>Using borders and sheeting, areas can be created to retain stormwater on the roof for an extended period of time. It improves the amount of water available, e.g. for insects and birds.</p>	<p>Plant-free areas are an important enrichment of the biotope and are used by insects and other roof inhabitants as a hideaway, breeding ground and a sun trap.</p>	<p>If areas with a deeper substrate are available (e.g. by creating hilly mounds), forage plants can be used for insects and birds or even a wider range of indigenous plants.</p>	<p>The use of nesting aids specifically fosters insect colonisation.</p>

The number of biodiversity modules to be used can be freely chosen. As can be seen with the example of the IGA visitor centre in Berlin as shown below, this can be taken into consideration as early as the planning stage and individual modules can be fitted retrospectively.

Creating a biodiversity green roof on the IGA visitor centre



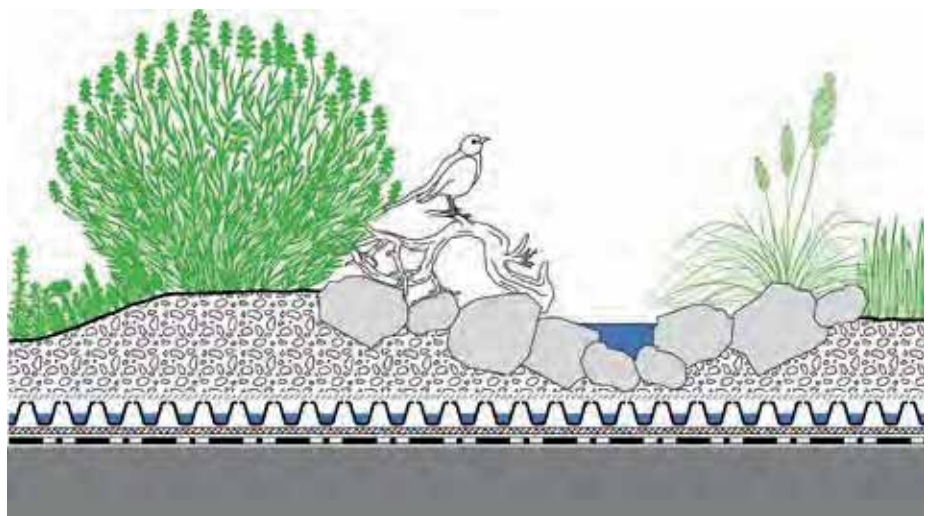
A biodiversity roof is installed on the IGA 2017 visitor centre in Berlin.



The system build-up "Rockery Type Plants" provides the foundation, this is the drainage element Fixodrain® XD 20.



Installed system substrate "Rockery Type Plants".



System build-up "Rockery Type Plants" with the drainage element Floradrain® FD 25-E as a possible basis for a biodiversity green roof.



Landscape mounds allow for a greater range of plants.




Temporary water areas created using drainage pipes and sheeting.



The mounded areas are planted with forage plants, for example, for wild bees.

System Build-up "Pitched Green Roofs"



From a pitch of 10° onwards, the green roof system build-up differs significantly from those below 10°. Shear forces increase with the roof slope and have to be transferred into stable beams. The substrate layer has to be protected against erosion. Plant selection and planting methods are to be adjusted to the relevant slope and exposure. The waterproofing should be root-resistant and a protection mat with high water storage is needed. Floraset® FS 75, a multi-functional drainage element of expanded polystyrene is the perfect element for pitched green roofs.

Although this system build-up requires only little maintenance, upkeep and maintenance aspects have to be taken into account at an early stage of project planning.



Features

- Proven system build-up suitable for roofs with slopes between 10° and 25°
- Floraset® elements retain the substrate and prevent it from sliding off
- The elements transfer shear forces into the roof construction; eaves and shear barriers have to be in compliance with the structural design



Design options

- Skylights can be installed as access for maintenance personnel
- Special ZinCo pitched roof accessories provide for a visual attractive roof edge design
- Additional erosion control is provided by the coarse-meshed jute net JEG for roof pitches > 15° or in case of strong wind exposure



Precultivated Sedum or Wildflower Mats or Plug Plants
"Pitched roofs" as an option

1

Jute Anti-Erosion Net
JEG (roof slopes > 15°)

2

System Substrate
"Rockery Type Plants"

3


Floraset® FS 75

Protection Mat BSM 64
Roof Structure with Root
Resistant Waterproofing

4

6

5



Technical Data

Build-up height:	ca. 130–150 mm
Roof pitch:	from 10 to 25 °
Weight, saturated:	ca. 115–145 kg/m ²
Water storage capacity:	ca. 38–44 l/m ²



Q37 System Specifications:
[www.zinco-greenroof.co.uk/
system_specifications](http://www.zinco-greenroof.co.uk/system_specifications)



Installation Instructions:
[www.zinco-greenroof.co.uk/
installation_instructions](http://www.zinco-greenroof.co.uk/installation_instructions)

1 Vegetation: Precultivated Sedum or Wildflower Mats for immediate ground covering and safe protection against erosion. As an option: plug planting of a mixture of sedum species in combination with an individual selection of perennials according to plant list "Pitched Green Roofs". With plug planting the number of plants per sqm has to be slightly increased compared to flat roofs to provide a faster covering and better protection against erosion.

2 Jute Anti-Erosion Net JEG	Item No.	Dimensions	Unit
	2856	ca. 70.00 m × 1.22 m	85.4 m ² bale
		Weight: 500 g/m ²	
		Mesh size: 30–40 mm	
		Notes on installation: Install on roofs with slopes exceeding 15°.	

2 System Substrate "Rockery Type Plants": Special ZinCo blend of aggregates to provide a system substrate particularly suitable for pitched green roofs with a plant mixture according to the ZinCo plant list "Pitched Green Roofs". Due to faster water runoff, the substrate layer on a pitched roof has to be slightly increased compared to flat roofs. Substrate available in Bulk Bags, 25 l bags and loose on lorry.

Water permeability mod. K: 0.6–70 mm/min
Water storage per 10 mm substrate height: ca. 4 l/m²

4 Floraset® FS 75	Item No.	Dimensions	Unit
	3076	ca. 1.00 m × 1.00 m	1 m ² -board
		Filling volume with studs facing upwards: ca. 20 l/m ²	
		Compressive strength at 10 % compression: ca. 55 kN/m ²	

5 Protection Mat BSM 64	Item No.	Dimensions	Unit
	2064	ca. 2.00 m × 25.00 m	50 m ² -roll
		Water storage capacity: ca. 7 l/m ²	
		Penetration force acc. to EN ISO 12236: > 3200 N	
		Notes on installation: Protection Mat BSM 64 has to be installed with an overlap of min. 100 mm. At the roof edge it has to be taken up at least to the finished surface.	

6 Root Resistant Waterproofing: For the installation of pitched green roofs a root-resistant waterproofing is essential as it is practically impossible to install additional root barriers on pitched roofs.

Note: For attractive roof edge designs and the installation of additional shear barriers which might be necessary, please refer to accessories list on pages 42/43.

System Build-up “Steep Pitched Green Roofs”



For Green Roofs with slopes from 20° up to 35°, ZinCo Georaster® elements provide for a safe installation. These elements are made of recycled polyethylene (HD-PE) and interlock without requiring tools, creating a stable structure. This structure is safely accessible and can be infilled with system substrate. It allows for plenty of space for the plant root systems to establish and develop. Due to the faster water-run off and varying exposure to the sun, suitable plants have to be selected.

To avoid gaps in the vegetation coverage which might lead to erosion, an irrigation should be planned for, even if it is only needed in times of drought. A transfer of existing shear forces into stable eaves and into additional shear barriers is absolutely necessary on steep pitched roofs. For this, ZinCo offers a variety of accessories used in combination with the Georaster® elements.

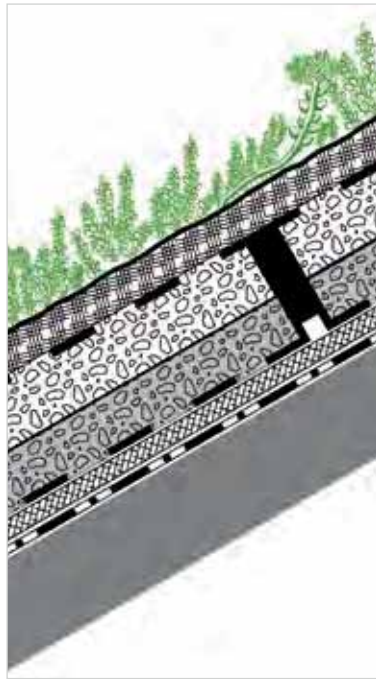
Features

- Georaster® elements transfer shear forces into the eaves or into additional shear barriers
- Steep pitched roofs require periodic maintenance. Depending on the building location, pitch and exposure, an additional irrigation may be required.
- Vegetation might develop differently on the north and the south side



Design options

- Planting with precultivated sedum mats or plug plants
- Georaster® can also be installed under reinforced lawns, footway constructions or in slope protection
- Special solutions for roof pitches above 35° can be designed by the ZinCo technical department.




Precultivated Sedum Mats or Dense Plug Planting "Steep Pitched Roofs"

1



System Substrate "Heather with Lavender"

2



Georaster® elements

3



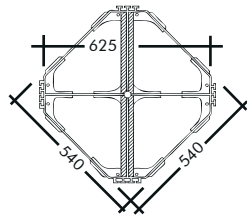
Protection Mat WSM 150

4



Roof Structure with Root Resistant Waterproofing

5



Technical Data

Build-up height:	ca. 120 mm
Roof pitch:	from 20° to 35°
Weight, saturated (without plants):	ca. 155 kg/m ²
Water storage capacity (slope-dependent):	ca. 64 l/m ²



Q37 System Specifications:
www.zinco-greenroof.co.uk/system_specifications



Installation Instructions:
www.zinco-greenroof.co.uk/installation_instructions

1 Vegetation: Precultivated Sedum Mats for immediate ground covering and safe protection against erosion. As an option, dense plug planting of sedum species combined with an individual selection of perennials according to plant list "Steep Pitched Green Roofs". With plug planting the number of plants per sqm has to be increased considerably compared to flat roofs to provide a faster covering and better protection against erosion. For roofs with slopes exceeding 30°, only precultivated sedum mats should be used.

2 System Substrate "Heather with Lavender": Special ZinCo blend of aggregates to provide a system substrate particularly suitable for steep pitched green roofs with a plant mixture according to the ZinCo plant list "Steep Pitched Green Roofs". Due to faster water runoff, the substrate layer on a pitched roof has to be slightly increased compared to flat roofs. Substrate available in Bulk Bags, 25 l bags and loose on lorry.

Water permeability mod. K: 0.3–30 mm/min

Water storage per 10 mm substrate height: ca. 5 l/m²

3 Georaster® elements

Item No.	Dimensions	Unit
3400	ca. 0.54 m × 0.54 m	Piece
Grid dimension: ca. 625 mm		
Compressive strength: max. 8 kN/m in shear direction		

4 Protection Mat WSM 150

Item No.	Dimensions	Unit
2015	ca. 1.00 m × 15.00 m	15 m ² -roll
Water storage capacity: ca. 12 l/m ²		
Penetration force acc. to EN ISO 12236: > 2300 N		
Notes on installation: Protection Mat WSM 150 has to be installed with an overlap of min. 100 mm. At the roof edge it has to be taken up at least to the finished surface.		

5 Root Resistant Waterproofing: For the installation of steep pitched green roofs a root-resistant waterproofing is absolutely essential as it is practically impossible to install additional root barriers on steep pitched roofs.

Note: For attractive roof edge designs and the installation of additional shear barriers which might be necessary, please refer to accessories list on pages 42/43.

System Build-up “Heather with Lavender”



“Heather with Lavender” is the ideal build-up for simple intensive green roofs with medium maintenance requirements. The corresponding plant community contains ground covering plants, blooming perennials as well as fragrant herbs such as thyme, oregano and lavender and allows for attractive individual designs. The multifunctional water retention and drainage element Floradrain® FD 40-E is the core piece of this build-up and is characterised by its high drainage capacity.



System build-ups with
European Technical Assessment
Details at www.zinco-greenroof.co.uk

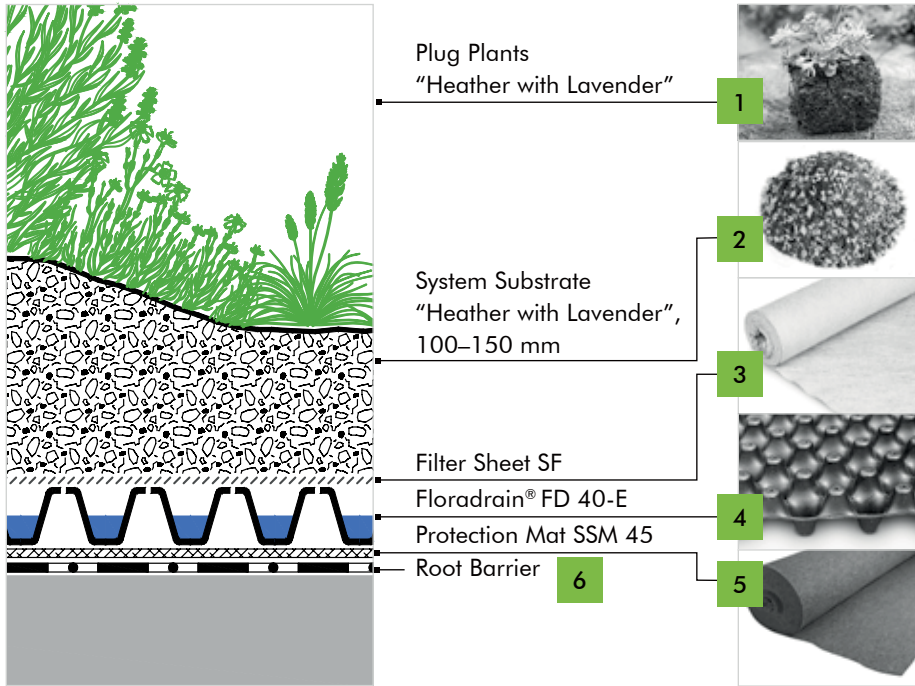
Features

- For flat roofs and roofs with a slope of up to 8°. Also suitable for roofs without slope, provided residual ponding is less than 40 mm to keep the substrate clear of the water beneath
- Despite the drought resistant vegetation, additional irrigation might be necessary

Design options

- Combinations with walkways and patios are possible
- By shaping the substrate layer, a variety of landscapes can be created
- Floradrain® FD 40-E is also suitable for intensive roof gardens





Technical Data

Average build-up height:	ca. 160 mm
Average roof pitch:	up to 8°
Average weight, saturated:	ca. 195 kg/m ²
Average water storage capacity:	ca. 70 l/m ²



Q37 System Specifications:
[www.zinco-greenroof.co.uk/
 system_specifications](http://www.zinco-greenroof.co.uk/system_specifications)



Installation Instructions:
[www.zinco-greenroof.co.uk/
 installation_instructions](http://www.zinco-greenroof.co.uk/installation_instructions)

1 Vegetation: Mainly drought-resistant species according to plant list “Heather with Lavender” including ground covering plants, blooming perennials as well as fragrant herbs. Vegetation is established with plug plants to allow for an individual character of the green roof and planting according to landscape designs. Precultivated plug plants available at perennial nurseries.

2 System Substrate “Heather with Lavender”: Special ZinCo blend of aggregates to provide a system substrate particularly suitable for the ZinCo plant selection “Heather with Lavender”. Suitable substrate depths 100–150 mm. Substrate available in Bulk Bags, 25 l bags and loose on lorry.

Water permeability mod. K: 0.3–30 mm/min

Water storage per 10 mm substrate height: ca. 5 l/m²

3 Filter Sheet SF

Item No.	Dimensions	Unit
2100	ca. 2.00 m × 100.00 m	200 m ² -roll
2102	ca. 1.00 m × 100.00 m	100 m ² -roll

Penetration force acc. to EN ISO 12236: ca. 1100 N

Flow rate (H50) acc. to EN ISO 11058: ca. 70 l/(m²·s) (± 0.07 m/s)

Notes on installation: Filter Sheet SF requires an overlap of at least 200 mm.

Item No.	Dimensions	Unit
Floradrain® FD 40-E	ca. 0.96 m × 2.08 m	2 m ² -board
Floradrain® FD 40-RV (Roll with filter sheet attached)	ca. 0.94 m × 10.70 m	10 m ² -roll

Water storage capacity: ca. 5 l/m²

Filling volume: ca. 17 l/m²

Compressive strength at 10 % compression without filling: ca. 170 kN/m²

Compressive strength at 10 % compression with filling: ca. 250 kN/m²

5 Protection Mat SSM 45

Item No.	Dimensions	Unit
2045	ca. 2.00 m × 50.00 m	100 m ² -roll

Water storage capacity: ca. 5 l/m²

Penetration force acc. to EN ISO 12236: > 2000 N

Notes on installation: Protection Mat SSM 45 has to be installed with an overlap of min. 100 mm.

At the roof edge it has to be taken up at least to the finished surface.

5 Root Barrier: If the waterproofing is not root resistant, the Root Barrier WSB 100-PO is required as a bottom layer of the system build-up.

System Build-up “Wildflower”



“Wildflower” is the ideal build-up for a visually appealing semi-intensive green roof with medium maintenance requirements. Precultivated wildflower mats normally used for planting provide an attractive mixture of wildflowers, herbs and flowering perennials and a prolonged flowering period from April to September. The flowering height can range from 30 to 100 cm depending on the substrate depth and the maintenance cycle. The wildflower vegetation attracts a wide range of pollinating insects and birds providing great ecological benefit.



System build-ups with
European Technical Assessment
Details at www.zinco-greenroof.co.uk

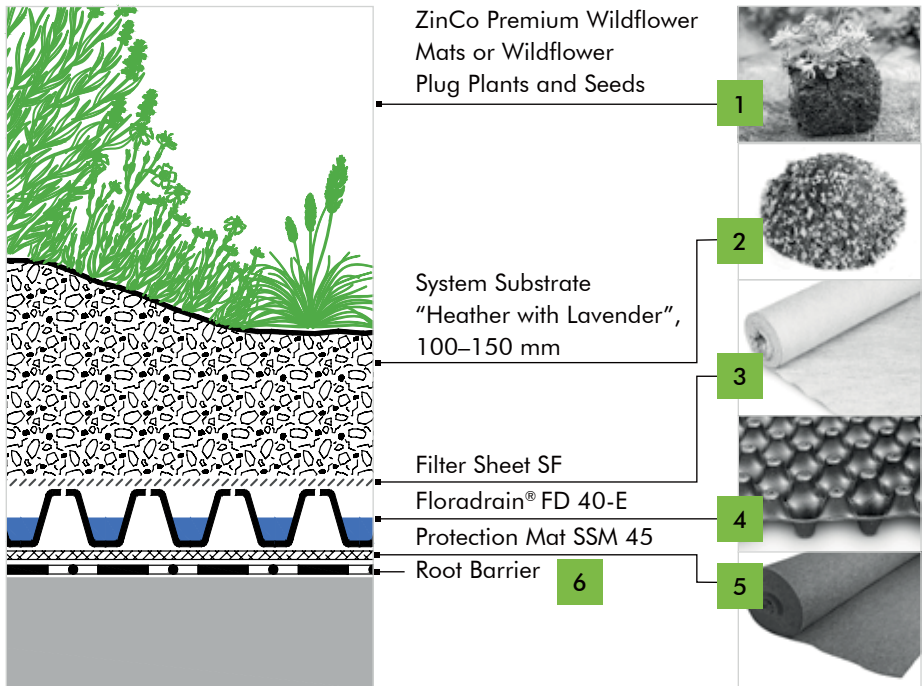
Features

- High drainage capacity due to the use of the multifunctional drainage element Floradrain® FD 40-E
- For flat roofs and roofs with a slope of up to 8°
- Additional irrigation might be necessary in dry periods



Design options


- Combinations with walkways and patios are possible
- The vegetation layer can be applied using precultivated wildflower mats, or plug plants and seeds for more individual design




Technical Data

Average build-up height:	ca. 170 mm
Average roof pitch:	up to 8°
Average weight, saturated:	ca. 200 kg/m ²
Average water storage capacity:	ca. 73 l/m ²



 **Q37 System Specifications:**
www.zinco-greenroof.co.uk/system_specifications



 **Installation Instructions:**
www.zinco-greenroof.co.uk/installation_instructions

1 Vegetation: Precultivated Wildflower Mats for immediate ground covering including a biodiverse and colourful mixture of wildflowers, herbs and flowering perennials with a prolonged flowering period from April to September. For more individual design plug plants or seeds both available at perennial nurseries can be used for planting.

2 System Substrate "Heather with Lavender": Special ZinCo blend of aggregates to provide a system substrate particularly suitable for the ZinCo Premium Wildflower Mats. Suitable substrate depths 100–150mm. Substrate available in Bulk Bags, 25 l bags and loose on lorry.

Water permeability mod. K: 0.3–30 mm/min

Water storage per 10 mm substrate height: ca. 5 l/m²

3 Filter Sheet SF

Item No.	Dimensions	Unit
2100	ca. 2.00 m × 100.00 m	200 m ² -roll
2102	ca. 1.00 m × 100.00 m	100 m ² -roll

Penetration force acc. to EN ISO 12236: ca. 1100 N
 Flow rate (H50) acc. to EN ISO 11058: ca. 70 l/(m²·s) (± 0.07 m/s)
 Notes on installation: Filter Sheet SF requires an overlap of at least 200 mm.

4 Floradrain® FD 40-E
Floradrain® FD 40-RV
 (Roll with filter sheet attached)

Item No.	Dimensions	Unit
3041	ca. 0.96 m × 2.08 m	2 m ² -board
3042	ca. 0.94 m × 10.70 m	10 m ² -roll

Water storage capacity: ca. 5 l/m²
 Filling volume: ca. 17 l/m²
 Compressive strength at 10 % compression without filling: ca. 170 kN/m²
 Compressive strength at 10 % compression with filling: ca. 250 kN/m²

5 Protection Mat SSM 45

Item No.	Dimensions	Unit
2045	ca. 2.00 m × 50.00 m	100 m ² -roll

Water storage capacity: ca. 5 l/m²
 Penetration force acc. to EN ISO 12236: > 2000 N
 Notes on installation: Protection Mat SSM 45 has to be installed with an overlap of min. 100 mm. At the roof edge it has to be taken up at least to the finished surface.

5 Root Barrier: If the waterproofing is not root resistant, the Root Barrier WSB 100-PO is required as a bottom layer of the system build-up.

System Build-up "Roof Garden"



The "Roof Garden" is a multifunctional green roof system build-up with high water retention capacity. It is suitable for lawns, perennial plants, and with deeper system substrate, for shrubs and trees. Hard landscapes such as walkways, playgrounds or driveways can also be integrated. Floradrain® FD 60 neo as the core piece of the build-up provides a large water reservoir underneath the system substrate which reaches the plants by capillary action and evaporation. This reduces the need for additional watering.



System build-ups with
European Technical Assessment
Details at www.zinco-greenroof.co.uk

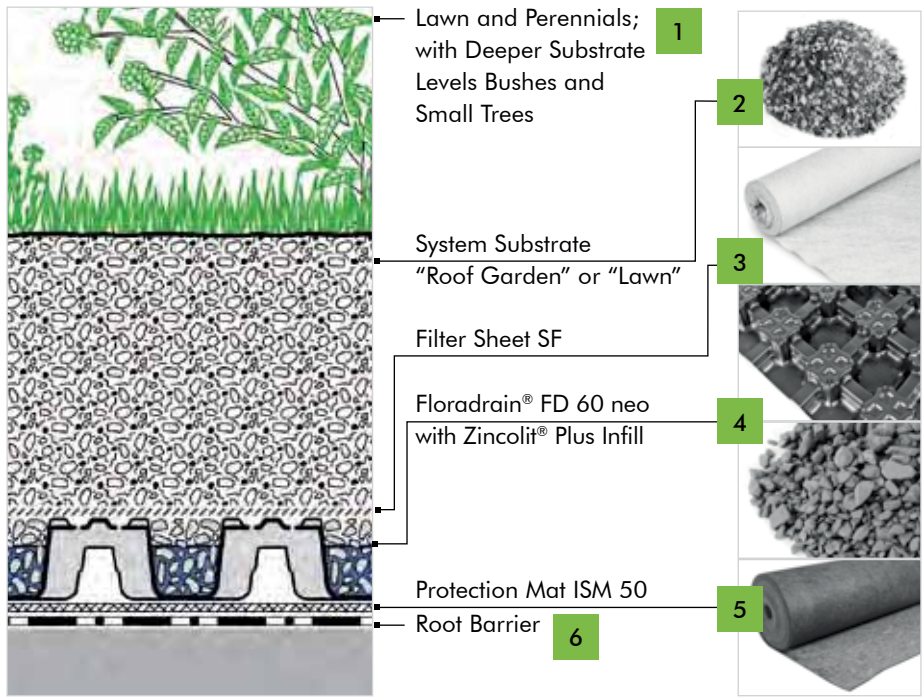
Features

- On 0° roofs, roof dam irrigation can be installed by using ZinCo roof dam up elements above the roof outlets. This provides additional water storage of up to 50 mm in the space beneath the drainage element.



Design options


- Build-up allows for a great variety of soft and hard landscaping, even water features are possible
- Floradrain® FD 60 neo can be filled with concrete as a sub-construction for driveways or footings without penetrating the waterproofing or interrupting the drainage




Technical Data

Build-up height:	from ca. 270 mm
Weight, saturated (incl. dam-up):	from ca. 370 kg/m ²
Water storage capacity:	from ca. 136 l/m ²



 **Q37 System Specifications:**
www.zinco-greenroof.co.uk/system_specifications



 **Installation Instructions:**
www.zinco-greenroof.co.uk/installation_instructions

1 Vegetation: Lawn and perennials and, with deeper substrate levels, bushes and small trees. Vegetation is established with precultivated plants available at perennial and tree nurseries.

2 System Substrate "Roof Garden" or "Lawn": Special ZinCo blend of aggregates particularly suitable for intensive green roofs with demanding perennials, bushes and trees. Substrate depths from min. 200 mm up to 350 mm. If substrate heights of more than 350 mm are required (e.g. for trees) Zincolit® Plus is used as a sub-substrate. Substrates "Roof Garden" and "Lawn" as well as Zincolit® Plus are available in Bulk Bags, 25 l bags and loose on lorry.

System Substrate	Water permeability mod. K: 0.3–30 mm/min
	Water storage per 10 mm substrate height: ca. 5 l/m ²
Zincolit® Plus	Water permeability mod. K: 60–400 mm/min
	Water storage per 10 mm substrate height: ca. 3 l/m ²

3 Filter Sheet SF	Item No.	Dimensions	Unit
	2100	ca. 2.00 m × 100.00 m	200 m ² -roll
	2102	ca. 1.00 m × 100.00 m	100 m ² -roll
	Penetration force acc. to EN ISO 12236: ca. 1100 N		
	Flow rate (H50) acc. to EN ISO 11058: ca. 70 l/(m ² ·s) (± 0.07 m/s)		
Notes on installation: Filter Sheet SF requires an overlap of at least 200 mm.			

4 Floradrain® FD 60 neo	Item No.	Dimensions	Unit
	3062	ca. 2.30 m × 1.03 m (net 2.25 m × 1.00 m)	2.30 m ² -board
	Water storage capacity with Zincolit® Plus infill: ca. 13 l/m ²		
	Filling volume: ca. 27 l/m ²		
	Compressive strength at 10 % compression (EN ISO 25619-2) without filling: ca. 40 kN/m ²		
Compressive strength at 10 % compression filled with stone chippings up to the upper edge: ca. 192 kN/m ²			

5 Protection Mat ISM 50	Item No.	Dimensions	Unit
	2050	ca. 2.00 m × 25.00 m	50 m ² -roll
	Water storage capacity: ca. 4 l/m ²		
	Penetration force acc. to EN ISO 12236: > 3500 N		
	Notes on installation: Protection Mat ISM 50 has to be installed with an overlap of min. 100 mm. At the roof edge it has to be taken up at least to the finished surface.		

6 Root Barrier: If the waterproofing is not root resistant, the Root Barrier WSB 100-PO is required as a bottom layer of the system build-up.

System Build-up "Roof Garden" with Aquatec® AT 45



The system build-up "Roof Garden" with Aquatec® AT 45 is a lightweight solution for intensive green roofs. The basic principle involves the distribution and storage of water in the Aquatec® AT 45 element which is then drawn upwards to the substrate layer through the wicks of the DV 40 Wicking Mat when required. This sophisticated irrigation system based on capillary action allows substrate depths to be reduced up to 50 % in comparison to other intensive build-ups. In addition, the Aquatec® elements do not require an infill like some other build-ups, all this resulting in a considerably lower system weight.

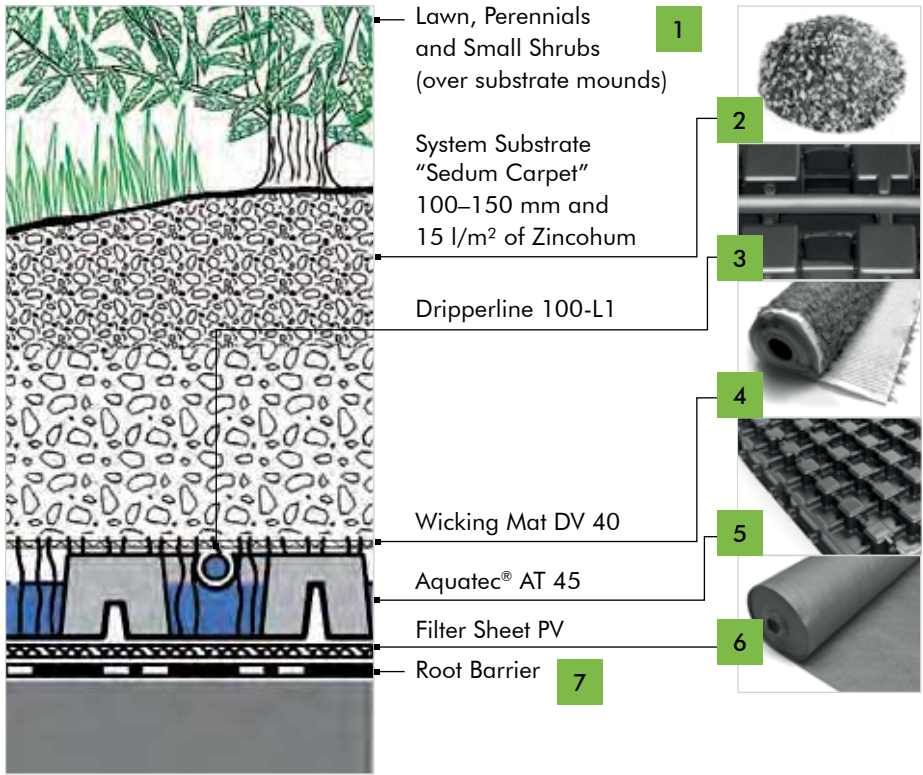


Features

- Particularly light-weight build-up solution for intensive green roofs
- Applicable on 0° roofs as well as roofs with an inclination of up to 5°, including inverted roofs
- Reduced water consumption due to sophisticated underfloor capillary irrigation directly available in the root area reducing surface evaporation to a minimum

Design options

- Allows for visually appealing prestigious designs even on roofs with a low load bearing capacity
- Lawn can be cultivated with just 100 mm system substrate
- By shaping the substrate layer with mounds, a large variety of shrubs and bushes can be included in the landscaping scheme, despite the reduced substrate height



Technical Data

Build-up height:	from ca. 150 mm
Roof pitch:	up to max. 5°
Weight, saturated:	from ca. 180 kg/m ²
Water storage capacity:	from ca. 60 l/m ²



Q37 System Specifications:
www.zinco-greenroof.co.uk/system_specifications



Installation Instructions:
www.zinco-greenroof.co.uk/installation_instructions

1 Vegetation: Lawn and perennials and, with deeper substrate levels or mounds, shrubs and bushes. Vegetation is established with precultivated plants available at perennial nurseries. Lawn is preferably sown out directly onto Zincohum cover. If turf in rolls is to be applied, it is important to use sandy, permeable sods.

2 System Substrate "Sedum Carpet" (100–150 mm) with a Zincohum top layer of 15 l/m²: "Sedum Carpet" substrate is available in Bulk Bags, 25 l bags and loose on lorry. Zincohum is available in 20 l bags.

System Substrate	Water permeability mod. K: 60–400 mm/min
	Water storage per 10 mm substrate height: ca. 3 l/m ²
Zincohum	Water storage per 10 mm substrate height: ca. 7 l/m ²

3 Dripperline 100-L1	Item No.	Dimensions	Unit
	9310	outside Ø ca. 16 mm	100 m ² -roll
	Dripper spacings: ca. 100 mm		
	Dripper flow rate: ca. 1 l/h		
	Pressure compensation: 0.4 to 2.5 bar		
	Notes on installation: Dripperlines are simply clicked into the Aquatec® elements. The dripperlines need to be installed with their drippers facing upwards (to prevent dirt from settling in the openings).		

4 Wicking Mat DV 40	Item No.	Dimensions	Unit
	2160	ca. 2.00 m × 25.00 m	50 m ² -roll
	2165	ca. 2.00 m × 10.00 m	20 m ² -roll
	Water distributing fleece with capillary effective fibres on one side. Fibre length: ca. 40 mm		
	Notes on installation: Wicking Mat DV 40 has to be installed with an overlap of min. 100 mm. For this reason, DV 40 comes with a 100 mm wide strip without fibres for neat installation in overlapping areas.		

5 Aquatec® AT 45	Item No.	Dimensions	Unit
	3345	ca. 1.02 m × 2.02 m	2 m ² board
	Compressive strength at 10 % compression: ca. 138 kPa		
	Water storage volume: ca. 17 l/m ²		

6 Filter Sheet PV	Item No.	Dimensions	Unit
	2131	ca. 2.00 m × 50.00 m	100 m ² -roll
	Penetration force acc. to EN ISO 12236: ca. 4300 N		
	Tensile strength (200 mm) according to EN ISO 10319 lengthwise/crosswise: ca. 23.0 kN/m		
	Notes on installation: The Filter Sheet PV needs to be installed with an overlap of approx. 100 mm. At all roof edges, roof penetrations etc. the sheet is drawn upwards at least as far as the upper edge of the build-up.		

7 Root Barrier: If the waterproofing is not root resistant, the Root Barrier WSB 100-PO is required as a bottom layer of the system build-up.

System Build-up "Urban Rooftop Farming"



Green roofs have become popular in densely populated areas. Indeed, it makes absolute sense, to use urban green roof areas for growing vegetables, fruit and herbs with considerable ecological and economic benefits involved. On the one hand, the supply routes are shorter and emissions are minimised, as the garden is close to the consumers. In addition, the goods are fresher and tastier when delivered. On the other hand, the plants provide cooling in summer and thermal protection in winter, thereby improving the building energy efficiency as well as the urban climate.

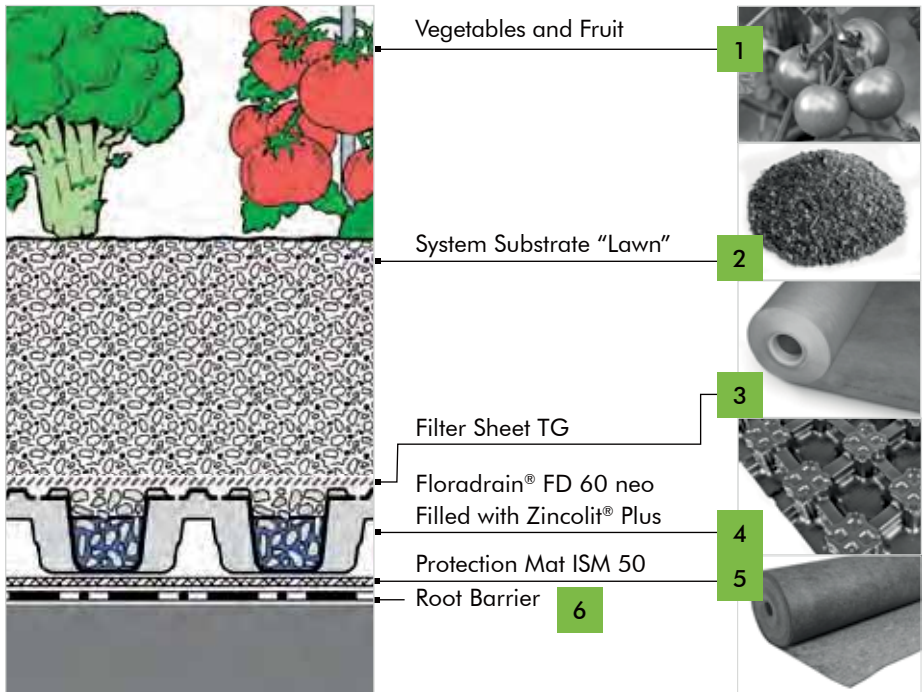
Features

- The drainage element Floradrain® FD 60 neo is at the heart of this build-up
- The specific requirements of a rooftop location (e.g. wind, structural requirements, water run-off, and safety issues in particular) must be addressed at the planning stage



Design options


- System with 200 mm substrate depth suitable for vegetables and fruit such as lettuce, onions, zucchini, eggplant, squash, cabbage, melons, strawberries and herbs.
- System with substrate depths of 280 mm to 400 mm suitable for tomatoes, green beans, currants, raspberries, blackberries etc.




Technical Data

Build-up height: from ca. 270 mm
 Weight, saturated: from ca. 360 kg/m²
 Water storage capacity: from ca. 137 l/m²



 **Q37 System Specifications:**
www.zinco-greenroof.co.uk/system_specifications



 **Installation Instructions:**
www.zinco-greenroof.co.uk/installation_instructions

1 Vegetation: Precultivated fruit and vegetable plants available at garden centers and nurseries.

2 System Substrate "Lawn": Special ZinCo blend of aggregates particularly suitable for urban rooftop farming. The use of organic fertilizer is recommended. The amount of fertilizer and irrigation depends on the requirements of the cultivated fruit and vegetable species and on local climate conditions. Substrate depths from min. 200 mm up to 400 mm depending on the sort of fruit and vegetables to be grown. ZinCo System Substrate "Lawn" is available in Bulk Bags, 25 l bags and loose on lorry.

Water permeability mod. K: 0.3–30 mm/min
 Water storage per 10 mm substrate height: ca. 4.5 l/m²

3 Filter Sheet TG

Item No.	Dimensions	Unit
2192	ca. 2.00 m × 100.00 m	200 m ² -roll
2193	ca. 1.00 m × 100.00 m	100 m ² -roll

Penetration force acc. to EN ISO 12236: ca. 2000 N
 Flow rate (H50) acc. to EN ISO 11058: ca. 40 l/(m²·s) (± 0.04 m/s)
 Notes on installation: Filter Sheet TG requires an overlap of at least 200 mm.

4 Floradrain® FD 60 neo

Item No.	Dimensions	Unit
3062	ca. 2.30 m × 1.03 m (net 2.25 m × 1.00 m)	2.30 m ² -board

Water storage capacity with Zincolit® Plus infill: ca. 13 l/m²
 Filling volume: ca. 27 l/m²
 Compressive strength at 10 % compression (EN ISO 25619-2) without filling: ca. 40 kN/m²
 Compressive strength at 10 % compression filled with stone chippings up to the upper edge: ca. 192 kN/m²

5 Protection Mat ISM 50

Item No.	Dimensions	Unit
2050	ca. 2.00 m × 25.00 m	50 m ² -roll

Water storage capacity: ca. 4 l/m²
 Penetration force acc. to EN ISO 12236: > 3500 N
 Notes on installation: Protection Mat ISM 50 has to be installed with an overlap of min. 100 mm.
 At the roof edge it has to be taken up at least to the finished surface.

6 Root Barrier: If the waterproofing is not root resistant, the Root Barrier WSB 100-PO is required as a bottom layer of the system build-up.

System Build-up "SolarVert"



ZinCo extend the advantages of green roof technology with the development of support bases for solar panels. With the innovative Solar Base, solar energy can be integrated into green roof systems without penetrating the roof membrane and with the green roof build-up providing the necessary load to keep the structure in place. This "SolarVert" system makes use of synergy effects, as the efficiency of solar panels is significantly improved if combined with a green roof. The inclusion of solar power can be seen as another valuable ecological benefit and will contribute towards compliance with building regulations, environmental standards and assessments.

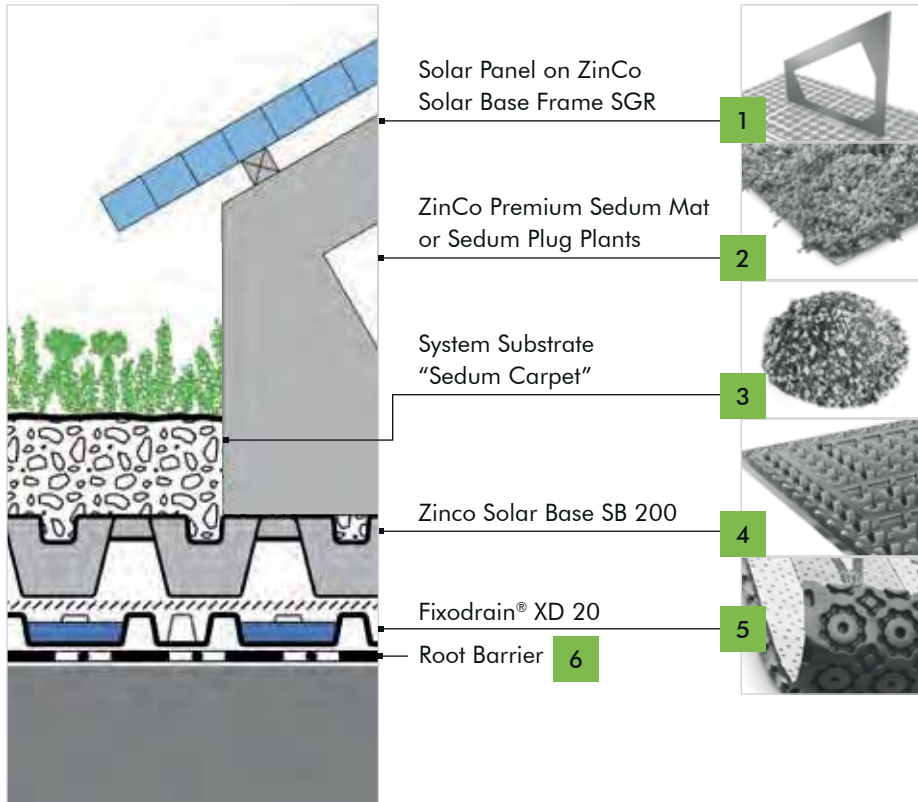
Features

- Installation without roof penetration
- Even load distribution, no high point loads
- Lightweight components easy to transport
- Pre-assembled base plate for quick and easy installation of support frame



Design options

- The "SolarVert" build-up as illustrated on the right has been designed for the classical southern exposure with a maximal energy yield during the midday period
- Systems with an east-west orientation aiming at a more evenly distributed yield during the day and avoiding excessive power peaks are available as an option



Technical Data

Build-up height:	from ca. 120 mm
Roof pitch:	up to ca. 5°
Weight dry/saturated:	from ca. 90/120 kg/m ² *
Water storage capacity:	from ca. 26 l/m ²

* Please note: The dry weight of the build-up is decisive for the required superimposed load, while the water-saturated weight affects the design of the roof construction. The required superimposed load and the resulting weight of the system build-up need to be determined depending on the location and building geometry according to the structural calculation.



Q37 System Specifications:
[www.zinco-greenroof.co.uk/
 system_specifications](http://www.zinco-greenroof.co.uk/system_specifications)



Installation Instructions:
[www.zinco-greenroof.co.uk/
 installation_instructions](http://www.zinco-greenroof.co.uk/installation_instructions)

1 Solar Panel on ZinCo Solar Base Frame SGR: Solar panels, available from specialised solar manufacturers, are mounted on ZinCo Solar Base Frame SGR made of aluminium and manufactured in one piece to match ZinCo Solar Base SB 200. Frame available with inclinations between 5° and 45°, in 5° increments.

Solar Base Frame SGR with different inclinations	Item No.	Length	Front Height	Rear Height	Unit
	9700 ...	950 mm	350 mm	430–1300 mm	Piece

2 Vegetation: Precultivated Sedum Mats for immediate ground covering including a minimum eight varieties of sedum in a wide range of colours. Alternatively, sedum plug plants for ground covering within ca. 1 year depending on the number and size of plug plants used.

3 System Substrate "Sedum Carpet": Special ZinCo blend of aggregates to provide a system substrate suitable for extensive green roofs in single- or multilayered construction. Available in Bulk Bags, 25 l bags and loose on lorry.

Water permeability mod. K: 60–400 mm/min

Water storage per 10 mm substrate height: ca. 3 l/m²

4 ZinCo Solar Base SB 200: Sub-structure assembly for the installation of PV or thermal solar panels. Complete assembly made of recycled hard plastic with an aluminium profile on the bottom side of the plastic element.

	Item No.	Dimensions	Unit
Solar Base SB 200	3460	ca. 1.00 m × 2.00 m	Piece
Solar Base SB 200-4 for east-west-installation	3465	ca. 1.00 m × 2.00 m	Piece

Filling volume: ca. 16 l/m²

Compressive strength at 10 % compression: ca. 250 kN/m²

In-plane water flow capacity (EN ISO 12958): roof slope 2 %: ca. 2.4 l/(s·m)

5 Fixodrain® XD 20

Item No.	Dimensions	Unit
3021	ca. 1.00 m × 20.00 m	20 m ² -roll

Compressive strength at 10 % compression: ca. 50 kN/m²

Water storage capacity: ca. 3 l/m²

Vertical water flow to element level according to Standard EN ISO 11058: ca. 70 l/s

6 Root Barrier: If the waterproofing is not root resistant, the Root Barrier WSB 100-PO is required as a bottom layer of the system build-up.

Safety Systems on Green Roofs



Accident prevention saves lives! Therefore, regulations prescribe safety measures for working on roofs. ZinCo offers a maximum of safety to people and buildings through their wide range of innovative Fallnet® solutions including both individual and collective fall protection systems. All systems are non-penetrating and based on the idea of using the actual green roof build-up as necessary ballast. Individual fall protection systems include the Fallnet® SR Fixing Device consisting of interlocking grid elements and a centralised fixing point made of stainless steel. It can be adapted to nearly any construction requirement and geometry.

The Fallnet® SR Rail option is more comfortable and ideal for large roof areas. This rail solution is planned individually to suit project specific requirements. It covers the complete danger zone with a horizontally mobile fixing point, the so called runner. In terms of collective fall protection systems, ZinCo offers the maintenance guardrail Fallnet® ASG suitable for temporary maintenance work on roofs. As an option for landscaped roofs intended for access, ZinCo offers the attractive and functional balustrade railing systems SG 40 using the penetration-free ZinCo Guardrail base GB as a substructure.

Features

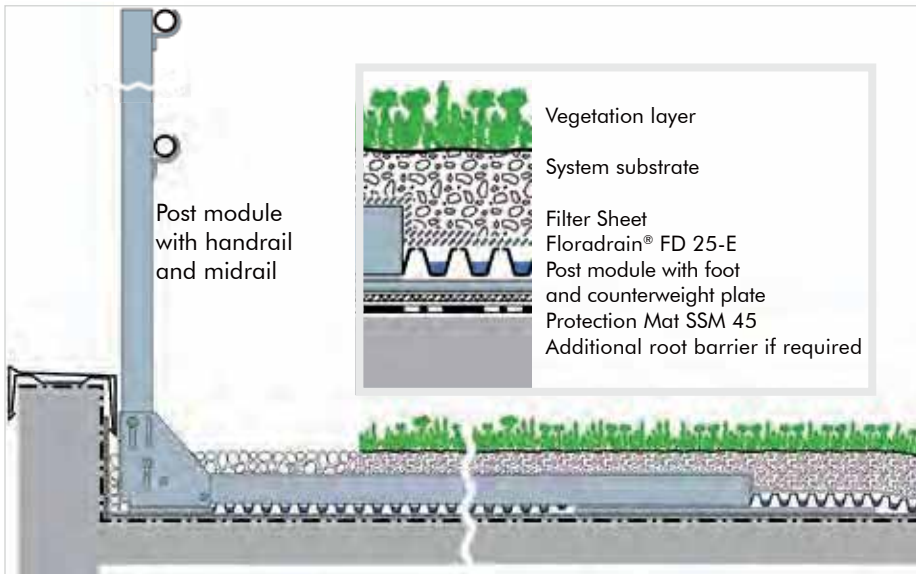
- ZinCo fall protection systems do not penetrate the roof and allow for quick and easy installation
- Independent of substructure and neutral with regards to building physics



Design options

- Fallnet® ASG can be installed at 90° angle or at a visually unobtrusive 67.5° angle
- ZinCo Guardrail base can be used to mount any design of balustrade railing such as steel or glass balustrades etc., provided the flange system is compatible.

Application example for Fallnet® ASG maintenance guardrail:



Technical Data

for Fallnet® ASG maintenance guardrail

Dimensions: ca. 1.75 m × 1.2 m × 0.6 m

Max. roof pitch: up to 5°

Ballast required: up to 2°: min. 80 kg/m²
up to 5°: min. 100 kg/m²




Q37 System Specifications:
[www.zinco-greenroof.co.uk/
system_specifications](http://www.zinco-greenroof.co.uk/system_specifications)



Installation Instructions:
[www.zinco-greenroof.co.uk/
installation_instructions](http://www.zinco-greenroof.co.uk/installation_instructions)

For safety at work




Fallnet® ASG Maintenance Guardrail

Edge protection system according to EN 13374 class A used as a collective fall prevention system during maintenance works on roofs with an upstand and an inclination of up to 5°. The installation takes place without roof penetrations with load applied over the entire surface. The Maintenance Guardrail can be installed either vertically or with an inclination of 67.5°. Maximum post spacing: 2.6 m.



Fallnet® SR Rail

Rail system with horizontally gliding fixing point ("Runner") to be installed with grid elements, rail supports, rail components and superimposed load. Fixing device for individual fall protection without roof penetration, tested and certified according to European Standard EN 795, 2012 Types D + E.



Fallnet® SB 200-Rail

Rail system with horizontally gliding fixing point ("Runner") to be installed in combination with the ZinCo Solar Base SB 200, Solar Base Frame SGR or ZinCo Guardrail Base GB / GB Corner fixing device for individual fall protection without roof penetration, tested and certified according to European Standard EN 795:2012, Types D + E.



Fallnet® SR

Single point fixing device for fall protection without roof penetration, tested and certified according to European Standard EN 795:2012 Type E. It consists of single grid elements which are plugged together to a unit and ballasted with a superimposed load (e.g. ZinCo System Substrate, gravel or comparable bulk material). The fixing point with ring eye is situated centrally in the unit. Please contact us to receive your project specific Fallnet® SR planning.

For recreational areas and emergency escape routes




Railing System SG 40-E made of stainless steel

Elegantly shaped balustrade railing, made of stainless steel, harmonized with the ZinCo Guardrail Base GB, for installation without any roof penetration and drilling. For project specific solutions please contact us for further information.



Railing System SG 40-S made of galvanized steel

Functional and stable balustrade railing made of galvanized steel, harmonized with the ZinCo Guardrail Base GB / GB Corner for installation without any roof penetration and drilling. The Railing System can be adjusted to suit the individual project. It consists of several individual components. Depending on the project, components other than those listed may be required.



Construction Base for Railing Systems

Construction Base for Railing Systems without any roof penetration made of profiled ABS (Acrylonitrile Butadiene Styrene) plastic with integrated aluminium profiles on the underside and post support profile on the upper side of the base. Can be used with all posts with a suitable fixing flange (spacing between holes 100 × 75 mm).

System Build-up "Stormwater Management Roof"



The need for flood control by stormwater management on roofs and podiums is becoming more and more important as changing weather conditions such as severe local rain events can lead to an entire stormwater drainage system becoming overloaded.

The ZinCo "Stormwater Management Roof" build-up provides additional retention space and is able to retain a large proportion of stormwater in case of heavy rain events. The retained stormwater will only be released into the drainage system over a pre-defined period of time (e.g. 24 hours).

For this, a retention flow controller is required over the roof drains allowing to adjust the dam-up height and the discharge rate of the retained stormwater.

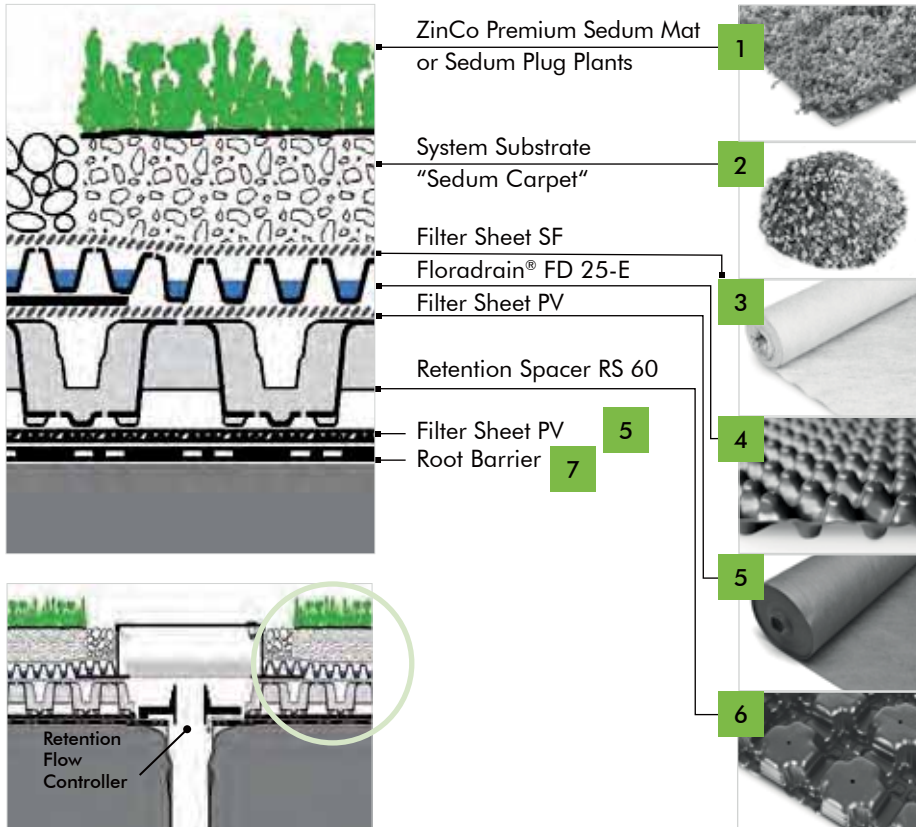
Features

- The retention spacer RS 60 is at the heart of this build-up providing additional retention space of 55 l/m²
- A 0° pitch roof structure is required for this build-up.
- The stackable Retention Spacer RS 60 element is transport friendly and efficient to install



Design options

- This stormwater management build-up allows for the installation of a great variety of extensive and intensive green roof systems on top
- If a stormwater management roof is to be combined with hard landscapes, heavy duty retention spacers are available in different heights



Technical Data for "Stormwater Management Roof" with "Sedum Carpet"

Build-up height:	ca. 150 mm
Weight, saturated: (including plants)	ca. 155 kg/m ² *
Water storage capacity:	ca. 80 l/m ² *

* At maximum retention height of 60 mm



Q37 System Specifications:
[www.zinco-greenroof.co.uk/
system_specifications](http://www.zinco-greenroof.co.uk/system_specifications)



Installation Instructions:
[www.zinco-greenroof.co.uk/
installation_instructions](http://www.zinco-greenroof.co.uk/installation_instructions)

- 1 Vegetation:** Precultivated Sedum Mats for immediate ground covering including a minimum of eight varieties of sedum in a wide range of colours. Alternatively, sedum plug plants for ground covering within approx. 1 year depending on the number and size of plug plants used.
- 2 System Substrate "Sedum Carpet":** Special ZinCo blend of aggregates to provide a system substrate suitable for extensive green roofs in single- or multilayered construction. Available in Bulk Bags, 25 l bags and loose on lorry.

Water permeability mod. K: 60–400 mm/min

Water storage per 10 mm substrate height: ca. 3 l/m²

3 Filter Sheet SF

Item No.	Dimensions	Unit
2100	ca. 2.00 m × 100.00 m	200 m ² -roll
2102	ca. 1.00 m × 100.00 m	100 m ² -roll

Penetration force acc. to EN ISO 12236: ca. 1100 N

Flow rate (H50) acc. to EN ISO 11058: ca. 70 l/(m²·s) (± 0.07 m/s)

Notes on installation: Filter Sheet SF requires an overlap of at least 200 mm.

4 Floradrain® FD 25-E

- Floradrain® FD 25-R (Roll)
Floradrain® FD 25-RV
(Roll with filter sheet attached)

Item No.	Dimensions	Unit
3028	ca. 1.00 m × 2.00 m	2 m ² -board
3023	ca. 1.00 m × 15.00 m	15 m ² -roll
3022	ca. 1.00 m × 15.00 m	15 m ² -roll

Water storage capacity: ca. 3 l/m²

Filling volume: ca. 10 l/m²

Max. compressive strength (without filling): ca. 270 kN/m²

5 Filter Sheet PV

Item No.	Dimensions	Unit
2131	ca. 2.00 m × 50.00 m	100 m ² -roll

Penetration force acc. to EN ISO 12236: ca. 4300 N

Tensile strength (200 mm) according to EN ISO 10319 lengthwise/crosswise: ca. 23.0 kN/m

Notes on installation: The Filter Sheet PV used as a protection layer needs to be installed with an overlap of approx. 100 mm. At all roof edges, roof penetrations etc. the lower PV Filter is drawn upwards at least to the upper edge of the build-up.

6 Retention Spacer RS 60

Item No.	Dimensions	Unit
3408	ca. 2.30 m × 1.03 m (net 2.25 m × 1.00 m)	2.25 m ² -board

Maximum retention volume/height: ca. 55 l/m² / ca. 60 mm

Compressive strength at 10 % compression according to EN ISO 25619-2: ca. 40 kPa

- 7 Root Barrier:** If the waterproofing is not root resistant, the Root Barrier WSF 40 is required as a bottom layer of the system build-up.

System Build-up “Walkways and Driveways on Podiums”



Long lasting and functioning hard landscapes on rooftops and podium decks require well-engineered systems. These assure the continuance of the roof function (e.g. continuous waterproofing and drainage capacity) and allow for horizontal forces generated by accelerating, braking and steering. If hard and soft landscaping are combined, not only drainage and compressive strength are important, but also the water retention capacity. Stabilodrain® SD 30, the core piece of this build-up, meets all requirements and ensures durable functionality.

Depending on the installation, it allows for drainage of water (diffusion holes facing downwards) or for drainage combined with water retention (diffusion holes facing upwards).

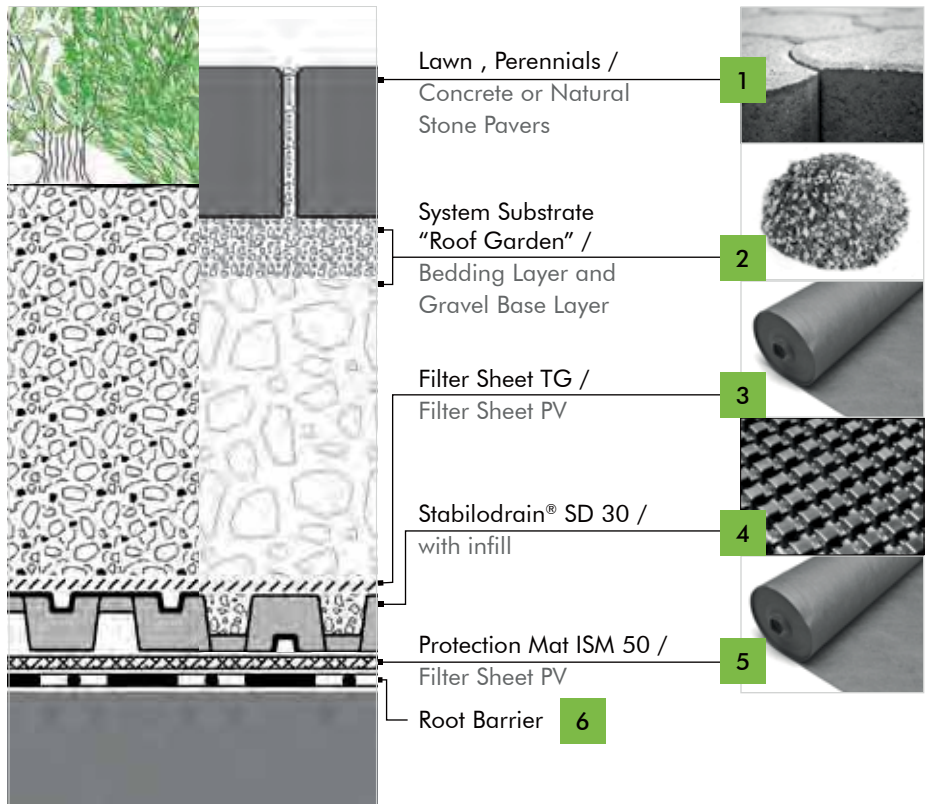
Features

- Stabilodrain® SD 30 is an extremely stable, high pressure resistant drainage element that is quick and easy to install with its lateral, specially shaped connecting profiles.
- The element is trafficable with wheel loaders, even without infill



Design options


- Using Stabilodrain® SD 30 almost any hard or soft landscape design that is possible on the ground can be installed on a roof or podium deck
- Stabilodrain® SD 30 can also be used on inverted roofs




Technical Data
for hard landscaping

Build-up height: from ca. 310 mm
Build-up weight: from ca. 600 kg/m²



 **Q37 System Specifications:**
www.zinco-greenroof.co.uk/system_specifications



 **Installation Instructions:**
www.zinco-greenroof.co.uk/installation_instructions

Build-up for hard landscaping

1 Concrete or natural stone pavers: Concrete or natural stone pavers are chosen according to the anticipated load demand and should meet the requirements of relevant standards. A greater paver depth results in a greater support surface and in a reduction of a possible distortion of the bedding material underneath. With driveways on roofs, it is therefore crucial to plan sufficient load distribution, either through the paving surface or through an adequate base layer.

2 Bedding and gravel base layer: Materials for base layers should ensure excellent compactibility and stability. Bedding material can come in different grain sizes, but has to harmonise with the joint material to prevent it from being washed out. The ZinCo Technical Department provides assistance with designing the appropriate build-up. Please contact us for more information.

3 + 5 Filter Sheet PV	Item No.	Dimensions	Unit
	2131	ca. 2.00 m × 50.00 m	100 m ² -roll
	Penetration force acc. to EN ISO 12236: ca. 4300 N		
	Tensile strength (200 mm) according to EN ISO 10319 lengthwise/crosswise: ca. 23.0 kN/m		
	Notes on installation: The Filter Sheet PV needs to be installed with an overlap of approx. 200 mm (position 3: filter layer) and 100 mm (position 5: protection layer). At all roof edges, roof penetrations etc. the Filter Sheet PV (position 5) used as protection layer must be drawn upwards at least to the upper edge of the build-up.		


4 Stabilodrain® SD 30	Item No.	Dimensions	Unit
	3330	ca. 0.94 m × 2.00 m (net 2.25 m × 1.00 m)	1.88 m ² -board
	with diffusion holes facing downwards for hard landscaping		
	with diffusion holes facing upwards for soft landscaping		
	Compressive strength at 10 % compression: ca. 500 kN/m ²		
	In-plane water flow capacity (EN ISO 12958), slope 2 %, studs facing downwards: ca. 1.42 l/(s·m)		


The build-up for soft landscaping is comparable to the Roof Garden build-up on page 20/21. For specifications of Filter Sheet SF, Protection Mat ISM 50 and Root Barrier WSB 100-PO please refer to the page mentioned. Only the drainage element Floradrain® FD 60 neo is replaced by Stabilodrain® SD 30 (specifications above).

System Build-up “Driveways on Podiums”



Driveways on roofs and podiums require both a load-bearing system build-up and an adequate strength in roof construction. Moreover, vehicular traffic on a roof deck induces very significant horizontal forces and torsional movements through steering, breaking, and accelerating, that must be absorbed.

 There are two options of system build-ups for cars. If the waterproofing and the final surface have the same slope, Elastodrain® EL 202 installed without a base layer is the appropriate solution. In case of different slopes, Protectodrain® PD 250 layed in a gravel base layer is the right choice.

 If podium structures have to bear exceptionally heavy loads the thickness of the pavers or concrete slabs must enable a horizontal absorption of forces. For wheel loads exceeding 1 ton, a load distributing base layer has to be designed. Here again the Elastodrain® EL 202 is the perfect drainage element ensuring that the waterproofing is protected against the enormous stresses caused. In addition, all build-ups require two layers of slip sheet to keep the horizontal forces issued by steering, breaking, and accelerating away from the waterproofing level.

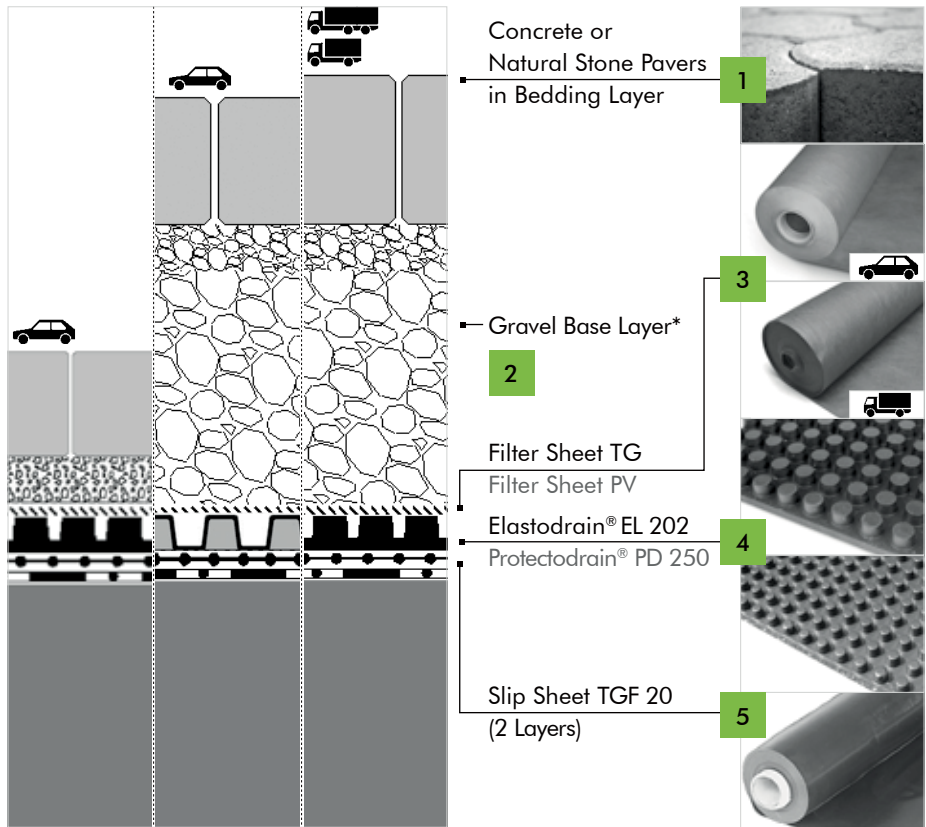
Features

- Elastodrain® EL 202 has a very high compressive strength and distributes load evenly into the substructure
- Elastodrain®/Protectodrain® protect the waterproofing during construction works from mechanical damages
- Elastodrain®/Protectodrain® ensure long lasting drainage, hence they prevent frost damages



Design options

- Build-ups provide a solid base for creative surface designs. Mainly for use under driveways, fire brigade access or parking areas.
- Elastodrain® EL 202 allows low height build-ups with bedding layer only for car traffic and higher build-ups including gravel base layer for lorry traffic.



Technical Data

Build-up with Elastodrain®

For cars:

Build-up height: from ca. 150 mm

Build-up weight: from ca. 302 kg/m²

For lorries:

Build-up height: from ca. 320 mm

Build-up weight: from ca. 623 kg/m²



Q37 System Specifications:
[www.zinco-greenroof.co.uk/
 system_specifications](http://www.zinco-greenroof.co.uk/system_specifications)



Installation Instructions:
[www.zinco-greenroof.co.uk/
 installation_instructions](http://www.zinco-greenroof.co.uk/installation_instructions)

* For recommendations on gravel base layers please contact us.

3a Filter Sheet TG

Item No.	Dimensions	Unit
2192	ca. 2.00 m × 100.00 m	200 m ² -roll
2193	ca. 1.00 m × 100.00 m	100 m ² -roll

Penetration force acc. to EN ISO 12236: ca. 2000 N

Flow rate (H50) acc. to EN ISO 11058: ca. 40 l/(m²·s) (± 0.04 m/s)

Notes on installation: Filter Sheet TG requires an overlap of at least 200 mm.

3b Filter Sheet PV

Item No.	Dimensions	Unit
2131	ca. 2.00 m × 50.00 m	100 m ² -roll

Penetration force acc. to EN ISO 12236: ca. 4300 N

Tensile strength (200 mm) according to EN ISO 10319 lengthwise/crosswise: ca. 23.0 kN/m

Notes on installation: Filter Sheet PV requires an overlap of at least 200 mm.

4a Elastodrain® EL 202 EL 202 Connector 2-holes

Item No.	Dimensions	Unit
3220	ca. 1.00 m × 1.00 m	1 m ² -board
3221		Bag of 100 pieces

Compressive strength at 10 % compression (EN ISO 25619-2): ca. 460 kN/m²

In-plane water flow capacity (EN ISO 12958) with roof slope 2 %: ca. 1.5 l/(s·m)

4b Protectodrain® PD 250 PD 250-Connector

Item No.	Dimensions	Unit
3250	ca. 1.00 m × 2.00 m	2 m ² -board
3251		Bag of 200 pieces

Compressive strength at 10 % compression (EN ISO 25619-2): ca. 400 kN/m²

In-plane water flow capacity (EN ISO 12958) with roof slope 2 %: ca. 0.47 l/(s·m)

5 Slip Sheet TGF 20

Item No.	Dimensions	Unit
1020	ca. 8.00 m × 25.00 m	200 m ² -roll
1022	ca. 3.00 m × 33.50 m	100.5 m ² -roll

Coefficient of sliding friction: 0.29

Notes on installation: Slip Sheet TGF 20 requires an overlap of at least 200 mm

System Build-up “Raised Paving and Decking”



Some roofs do not have the load bearing capacity to carry the load of the base layer, bedding material and surface layer usually required for hard landscaping. In this instance the ZinCo Elefeet® are able to bear the load, and as a result of its minimal weight, only the weight of the surface has to be taken into consideration. Surface water can be drained quickly and easily through the open joints and into the lower cavity; in addition, this open subspace provides good aeration.

If higher Elefeet® are used, water pipes, cables, or water hoses can be accommodated and used, for example, to irrigate adjacent intensive green areas. Each Elefeet® is vertically adjustable by turning the swivel. Even after installation, a single slab can be lifted to adjust the relevant Elefeet®.

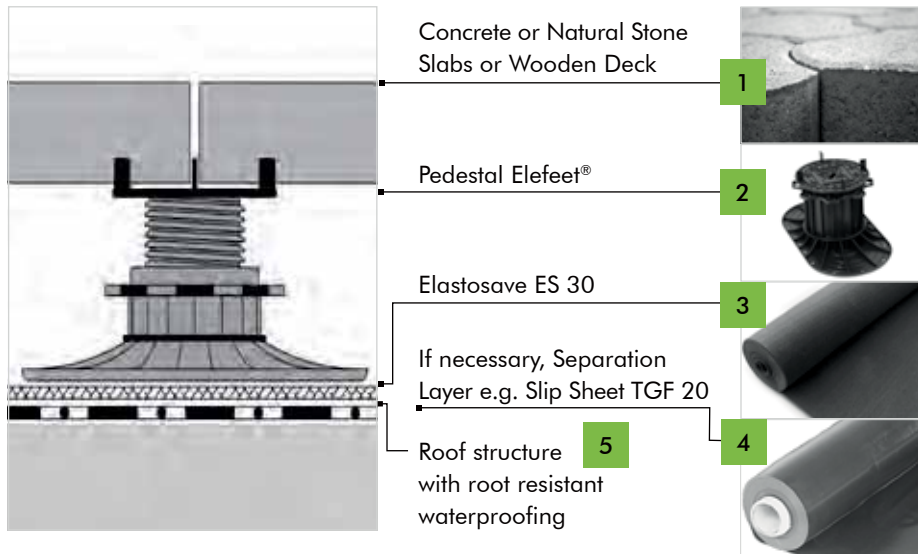
Features

- Vertically adjustable to level out unevenness
- Very lightweight build-up – basically just the weight of the pavers
- Usable on roofs without any slope due to large drainage cavity
- Open joints free from pollution and weeds



Design options

- Continuous elevations with easy vertical adjustments possible from 20 mm height to approx. 500 mm.
- Special support rail system available as accessory to create stable substructures if no closed framing is available



Technical Data

Build-up height:	from ca. 70 mm* up to ca. 500 mm
Roof pitch:	from 0 % up to 2 %
Build-up weight:	from ca. 100 kg/m ²



Q37 System Specifications:
[www.zinco-greenroof.co.uk/
system_specifications](http://www.zinco-greenroof.co.uk/system_specifications)



Installation Instructions:
[www.zinco-greenroof.co.uk/
installation_instructions](http://www.zinco-greenroof.co.uk/installation_instructions)

1 Concrete or natural stone slabs, min 40 mm thick. If approved by the manufacturer in some cases slabs of 600 × 600 mm and a thickness of 20 mm are possible. Alternatively, wooden decks on supporting structure.

2 ZinCo Elefeet® Pedestals, available in various heights with 3 mm joint spacers included.

	Item No.	Height	Unit
E 27	9660	ca. 27–39 mm	Piece
E 38	9661	ca. 38–60 mm	Piece
E 60	9662	ca. 60–106 mm	Piece
E 106	9663	ca. 106–196 mm	Piece

Load bearing capacity: 600 kg in the centre of each support, 300 kg in the quarter corner

2a Extension Piece: Accessory to increase the Elefeet® pedestal and the total build-up height. It is possible to use several extension pieces for one pedestal up to a maximum height of approx. 500 mm.

	Item No.	Height	Unit
A 12	9664	12 mm	Piece
A 22	9665	22 mm	Piece
A 67	9666	67 mm	Piece

3 Elastosave ES 30: High quality protection and anti-slip-mat made of recycling rubber pieces. Suitable for the protection of waterproofing under stilted terrace surfaces.

Item No.	Dimensions	Unit
2094	ca. 1.50 m × 8.00 m	12 m ² -roll

Tensile strength: ca. 0.8 N/mm²

Elongation of break: ca. 125 %

Friction coefficient (dry): ca. 0.99

Notes on installation: Elastosave ES 30 requires an overlap of at least 50 mm.

4 Slip Sheet TGF 20, if necessary

Item No.	Dimensions	Unit
1020	ca. 8.00 m × 25.00 m	200 m ² -roll
1022	ca. 3.00 m × 33.50 m	100.5 m ² -roll

Coefficient of sliding friction: 0.29

Notes on installation: Slip Sheet TGF 20 requires an overlap of at least 200 mm.

Installation Details and Accessories

Please find below a small variety of installation details and accessories. For more CAD details please refer to: <https://zinco-greenroof.co.uk/cad>

Inspection Chambers



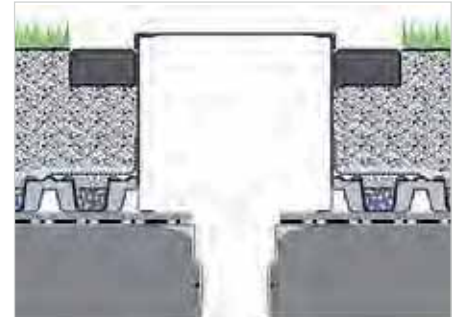
Extensive green roof build-up with Inspection Chamber KS 6/30 installed within the vegetated area.



Inspection Chamber KS 6/30

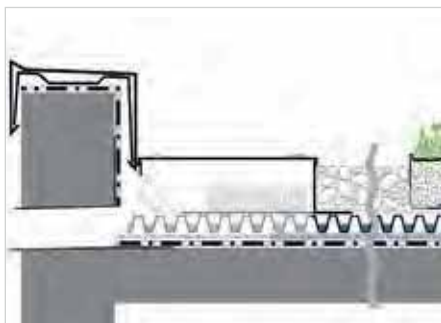


Inspection Chamber KS 30



Intensive green roof build-up with Inspection Chamber KS 30 installed within the vegetated area.

Inspection Chambers at Roof Edges



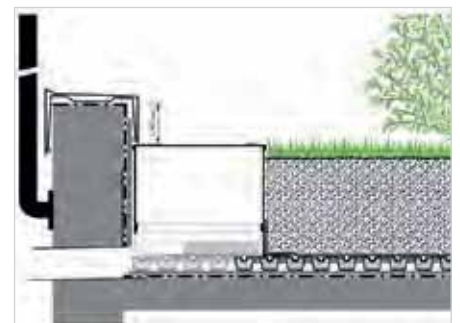
Extensive green roof build-up with Inspection Chamber AKS 8/30 installed at parapet roof edge with water spout.



Inspection Chamber AKS 8/30

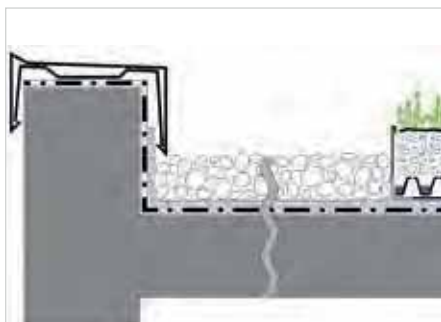


KSA 20 Extension Piece



Intensive green roof with Inspection Chamber AKS 8 in combination with KSA 20 Extension Piece. Installed at a low parapet roof edge with water spout. Roof secured with balustrade railing.

Gravel Retainers and Eaves Profiles



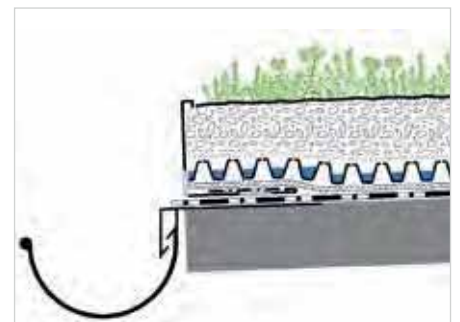
Extensive green roof build-up with Gravel Retainer KL 80/100 dividing vegetation from gravel strip.



Gravel Retainer KL 80/100



Eaves Profile DP 120

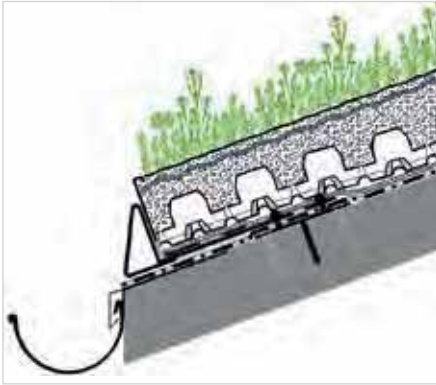


Extensive green roof build-up with Eaves Profile DP 120 serving as roof edge.

Installation Details and Accessories

Details and accessories for roof edge designs and shear barriers for use in pitched and steep pitched green roof build-ups:

Pitched Roofs

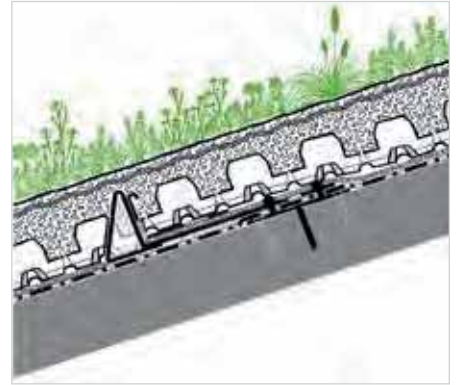


Roof Edge with Shearfix LF 300 support bracket in combination with TRP 140 Eaves Profile.




Shear Fix LF 300

Eaves Profile
TRP 80 or TRP 140



Shear barrier consisting of Shearfix LF 300 support bracket in combination with TRP 80 Eaves Profile.

Steep Pitched Roofs



Roof edge with TSH 100 support bracket in combination with TRP 140 Eaves Profile.




Shear Fix LF 600

Eaves Profile
TRP 80 or TRP 140

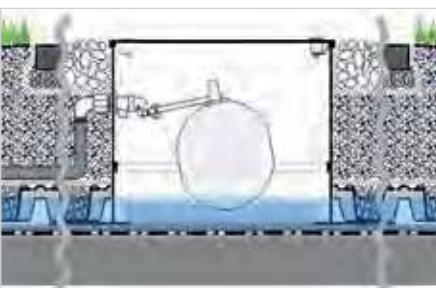


Support Bracket TSH 100




Shear barrier with Shear Fix LF 600 in combination with TRP 80 Eaves Profile.

Details and Accessories for Roof Garden Build-ups with Floradrain® FD 60 neo



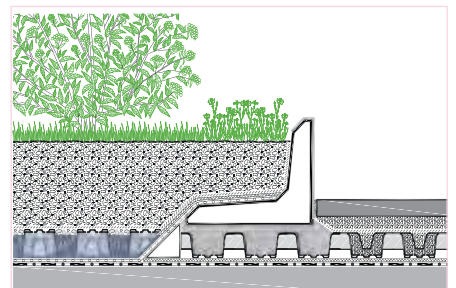
Intensive green roof build-up with Floradrain® FD 60 neo with dam-up irrigation on 0° roof and ZinCo Irrigation Unit KB 30.



Irrigation Unit KB 30 Concrete curbs



Dam-up element
stainless steel



Concrete curbs in concrete foundations filled into the Floradrain® FD 60 neo element to separate hard and soft landscaping without interrupting the drainage.

What ZinCo can do for you

ZinCo provide a comprehensive package of environmentally sound Green Roof Systems and customized project support, based on:

- 40+ years of experience in Green Roofs
- Tested and proven Green Roof Systems
- Exceeding quality standards & permanent innovation through research and development
- Compliance with relevant international standards
- Experts in structural engineering, landscape architecture, horticulture, material and soil science, ...
- Support from planning to completion (design, specifications, CAD, consultancy, on-site)
- An international network of partners
- Comprehensive warranties

To date, ZinCo Green Roof solutions have inspired planners and contractors throughout the world, providing them with the necessary flexibility to accommodate a wide range of designs and building needs.

Tell us about your project!
We've got the expertise to bring it to life.



System build-ups with
European Technical Approval
www.zinco-greenroof.co.uk

© Kingston Landscape Group



ZinCo Green Roof Systems Ltd.
F26, Elmfield House · New Yatt Road · Witney, OX28 1PB · United Kingdom
Phone: +44 (0) 1993 229700 · office@zinco-greenroof.co.uk · www.zinco-greenroof.co.uk